

SEBRIGHT GARDENS

Thomas Johnson & Kirk Hansen

2023



MAGIC ISLAND



HARRY VAN DE LAAR



Ep. TAMANO GENPEI



TANGERINE TANGO



NEPTUNE
Hosta of the Year 2023



BANANA SMOOTHIE

CATALOG \$2.00



FIRST FROST




CAMEO




MINI SKIRT




COLOR FESTIVAL




KABITAN




VIRGINIA REEL



BROTHERSTEFAN



ATLANTIS




EYE DECLARE



BLUE ELF



JUHA



OLIVE BAILEY LANGDON



AUTUMN FROST



EMPRESS WU



CURLY FRIES

Welcome to Sebright Gardens!

We hope you enjoy our 2023 catalog. The background color pages is Benjamin Moore color of the Year 2023; Conch Shell. The Hosta of the Year is 'Neptune' This year, we have added 91 different hosta varieties that were not available in the 2022 catalog. There are nearly 500 varieties of hostas listed here in the catalog. There are many more on our website.

We have great garden ferns & offer over 150 varieties. Plus we offer over 100 epimedium varieties. Including our introduction; Yellow Emperor. Yellow Emperor has great traits such as beautiful foliage, large flowers & is an excellent grower. We also offer Beesia deltophylla for sale & will ship. Beesia deltophylla is a tough as nails plant that is a shade loving perennial, evergreen here in Western Oregon & looks great 12 months of the year. The price is \$16.00

Check out our website; www.SebrightGardens.com. All the Epimediums, Ferns & Hostas we offer are on our website. There are detailed descriptions of each plant & the majority of which have photos included with each listing. There is additional information on the hostas such as unique characteristics, flower color & sun/shade tolerance. Click on the thumbnail photo to see a larger version.

We post anything fun, new or exciting on our Facebook page throughout the year. "Like" and/or "Follow" our Sebright Gardens Facebook page. Sebright is hosting 2023 events this season such as The Beginning of Summer Sale on June 17th, the Jewel Box Plant Sale on August 19th & The Salem Hardy Plant Society Fall sale on September 9th.

To compliment our large Hosta, Fern & Epimedium collections, we also offer visitors to Sebright Gardens, a variety of other proven woodland shade tolerant plants as well as many other varied and unique perennials, hardy fushias, small trees & shrubs. Each year we add more for shoppers to choose from. Most of these are plants you will find in our expanding four acre display gardens. If you see a plant here in our display gardens that you are interested in & it is not in our sales area, ask us & if we don't have it, we can probably list other nurseries you where to find it. To help ease the checkout process for shoppers, we are integrating a point of sale system this year that will provide an itemized receipt of your purchases.

If you enjoy the amazing blooms of Bearded Irises, please come & see the iris fields in bloom from late April to early June with the latter half of May peak bloom time. For more information on ordering bearded iris visit: www.Mid-AmericaGarden.com.

We have a zero risk & tolerance policy for the Hosta Virus X. Rest assured that Sebright Gardens has always been very proactive in testing our plants & obtaining new varieties from only virus tested suppliers. We are completely Hosta Virus X free here at the nursery. Hosta Virus X is often easily identified. The leaves of an infected plant usually show a characteristic bleeding or blotching pattern. On first inspection it appears as a leaf pattern that many find quite attractive. The virus however is detrimental to the plant & can be spread to others. The good news is that it is not easily transmitted. The most common way Hosta Virus X is spread is when one unknowingly divides an infected plant with a knife or spade & not sterilizing your tools before cutting into (dividing) an uninfected plant. If you see any suspected symptoms; It is important to beware & destroy (do not compost) any infected plant.

We once again want to thank you for your continued patronage & look forward to connecting with you during the 2023 gardening season.

Kirk, Thomas & the Sebright Team

SEBRIGHT GARDENS

P. O. BOX 9058 • BROOKS OR 97305-0058

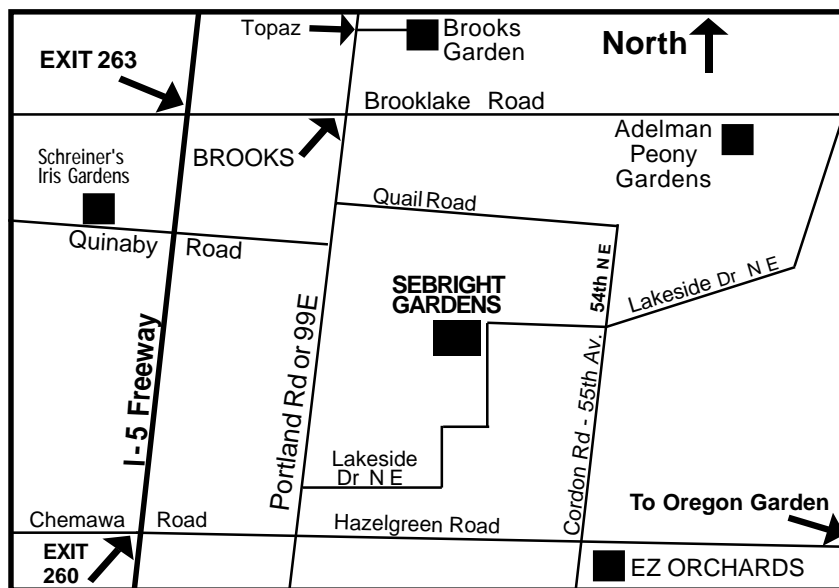
7185 Lakeside Drive NE, Salem OR 97305

Phone: (503) 463-9615 FAX (503) 463-9615

e-mail: Info@SebrightGardens.com

TABLE OF CONTENTS

Introduction.....	3
Visiting the Garden.....	4
Order form.....	5-6
Ordering Instructions.....	7
Beesia & Epimediums...	8-11
Ferns.....	12-16
Fern lists.....	16
Hostas.....	17-25
Sun tolerant hostas.....	26
Fragrant bloom hostas....	26
Photos.....	1,2,27, 28



Map not to scale

VISITING THE GARDENS

7185 Lakeside Drive NE, Salem, OR 97305

Coming from the north - Portland

Take I-5 south to Exit 263; Brooks Exit. Proceed to top of off ramp & turn left onto Brooklake Rd. Go 7/10 mile to stop light in Brooks. Turn right at stop light onto Portland Rd or 99E (they are the same thing). Go 7/10 mile to Quail (look for Sebright Gardens sign on LHS). Turn left onto Quail. Go 1.1/10 mile to stop sign (look for Sebright Gardens sign on LHS). Turn right onto Lakeside Dr. Go 4/10 mile and look for Sebright Gardens sign. Go straight in onto gravel drive then shortly onto paved drive and proceed past first house. Parking areas are near the 2 story lavender house & garage as well as by turning left in front of the retail shopping area (around the Green shed) just past the bamboo grove.

Coming from the south -Eugene/Corvallis

Take I-5 north to Exit 260; Chemawa Rd / Keizer exit. At top of ramp, turn right onto Chemawa and go 8/10ths mile to stop light. Turn left onto 99E or Portland Rd (same road-two names). Go 3/10ths mile to Lakeside Drive. Turn right onto Lakeside Dr and go 1.5 miles. You will encounter 3 sharp turns on Lakeside Drive, then at the 4th sharp angle turn, instead of turning right, turn left onto gravel drive on the right side of the Sebright Gardens sign. Proceed past first house to end of drive to parking areas, first one near the two story lavender house & garage pls additional parking by turning left in front of the retail shopping area (around the Green shed) just past the bamboo grove.

2023 OFFICIAL GARDEN HOURS

March 25th to October 31st: Open Daily 10:00 am to 5:00 pm

Closed October 31st - open by appointment until Spring 2023

Open all seasonal holidays. Special events posted on our website & Facebook

Above are the times that the garden will be open for you to come by, look around & perhaps find that special plant you have been looking for. Check out our website or Facebook page occasionally for any special events. If you plan to fully explore the display gardens, there is a lot of ground to cover, so wear comfortable shoes. Please make arrangements in advance for group or club visits. E-mail is a great way to reach us as we check regularly but feel free to call as well. Besides beesia, epimediums, ferns & hostas, we offer for sale to visitors a plethora of other companion plants as well as a wide array of unusual & different plants for gardening enjoyment. This year, we will have more variety of plants offered Sebright Gardens than ever before.

SEBRIGHT GARDENS

Phone: (503) 463-9615 FAX: (503) 463-9615

or: SebrightGardens@aol.com

NAME: _____ DATE: _____

ADDRESS:_____

CITY/STATE: _____ **ZIP:** _____

PHONE: _____ E-Mail: _____

**May we substitute a variety of equal or greater value?
Check your preference (list on other side if yes)**

AMOUNT[illegible]**TOTAL:**

☐ Check Enclosed ☐ Visa ☐ MasterCard ☐ Discover ☐ Money Order Enclosed

Credit Card Number:

Expiration Date: Security Code: (Last 3 digits on back of card, signature area)

Exact name on Card:

Billing address if different:

Preferred Shipping Date:

Please allow for weather problems

Orders should be received by September 30, 2023



CONTINUATION OF ORDER (OR LIST OF SUBSTITUTES)

[illegible]

HOW TO ORDER

PLEASE READ BEFORE ORDERING

This catalog cancels all previous catalog listings and prices. Do not order from previous catalogs. Full payment with order by check, money order or credit card. Normally, credit cards are charged the week prior to shipment of your order.

SUBSTITUTIONS & REFUNDS - Supplies of plants are limited to available stock. We will not substitute without your permission. A list of acceptable substitutes is suggested, particularly if ordering later in the season. Some of the newer varieties are in shorter supply & some varieties sell out fast, so please order early. You will be notified promptly of out of stock varieties unless you have provided a list of substitutes.

NORMAL SHIPPING DATES

Beesia, Epimediums, Ferns & Hostas: mid May to September 30, 2023

We **begin** shipping all plants in Mid May in the order received. Dates above are the approximate times when the epimediums, ferns & hostas have begun to "harden off" & can better handle shipment & replant. You can either choose ASAP, in which case we will ship when appropriate for your order (some of the ferns can be shipped at any time). Shipping days are approximately three days a week starting on Mondays. If you live in an area with hot & humid summers, we suggest ordering for shipment in spring or fall. We can't guarantee their performance if shipped during summer. Also, Athyrium fern fronds can be quite brittle so some frond breakage can occur in shipment. The new fronds will take their place in short order.

SHIPPING - Plant are shipped without soil but with roots protected from moisture loss. Shipping will by USPS Priority Mail unless you request shipping by other means & additional charges are paid. We had great results past years shipping with USPS & plants shipped arrived healthy within the week in the USA. USPS parcels are delivered on Saturdays and continue to travel over weekends. We use USPS Express or Priority Mail for our foreign shipments. Please see Foreign shipping instructions for rates.

GUARANTEE - All plants are freshly packaged, labeled true to name, & healthy when shipped. If there are any problems, please notify us within 5 days of receipt of shipment & we will replace any plant that you are not happy with. We can't be responsible for your climate or growing conditions. All our plants and growing areas are regularly inspected by Oregon USDA inspectors.

SHIPPING RATES:

All orders must include \$15.00 packing charge plus per plant shipping charge.

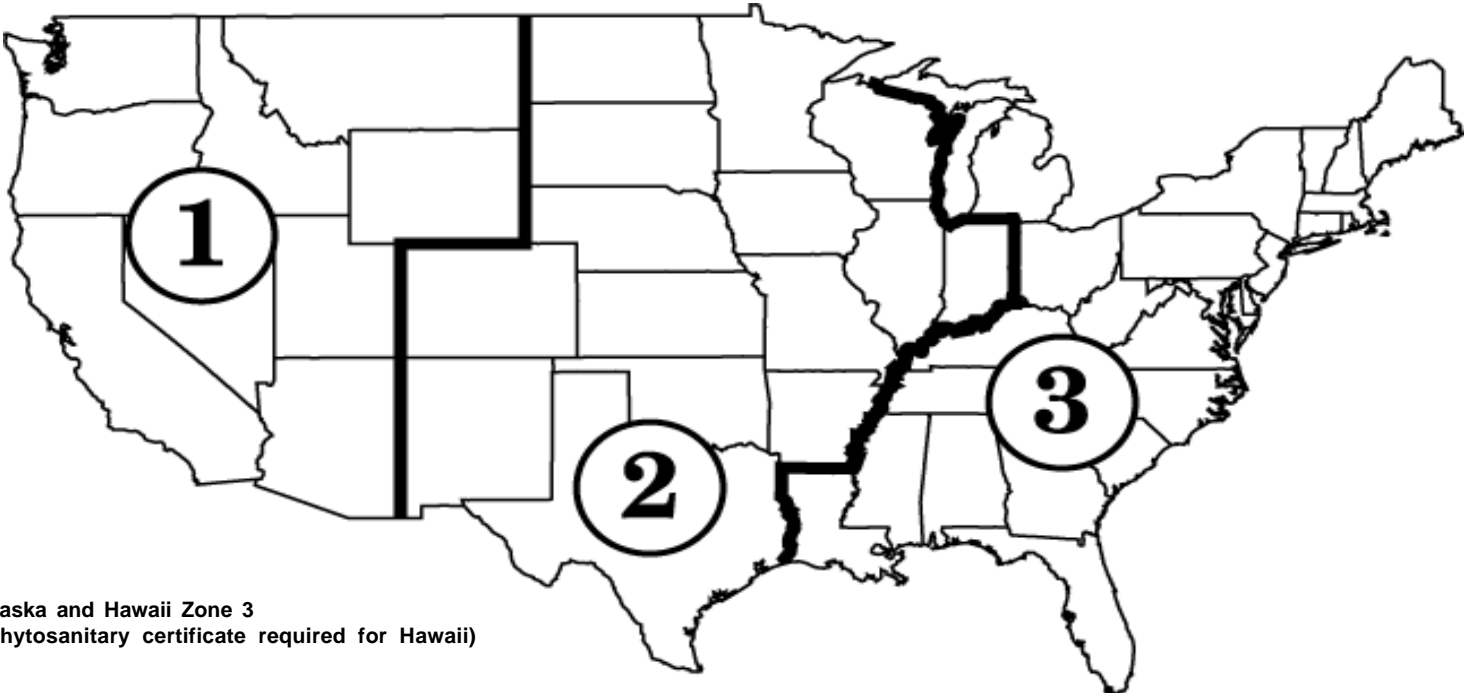
ZONE		PACKING CHARGE		
Zone 1	USPS PRIORITY	\$15.00 plus	+	\$.75 per plant
Zone 2	USPS PRIORITY	\$15.00 plus	+	\$2.50 per plant
Zone 3	USPS PRIORITY	\$15.00 plus	+	\$3.75 per plant

Example: 10 plants in Zone 2 would be \$15.00 Packing + \$25.00 Shipping Charge = Total \$40.00

Packing charge covers the cost of the box, packing materials & related costs to ship the plants.

For foreign orders: See or request additional information (also available on our web site).

ZONE CHART



Alaska and Hawaii Zone 3
(Phytosanitary certificate required for Hawaii)

\$16.00 BEESIA DELTOPHYLLA- Outstanding shade loving perennial w/ beautiful rosettes of glossy heart shaped, purple tinged, dark green foliage w/ softly toothed & delicately scalloped margins. Spires of white flowers above foliage in mid spring & summer. Plant in afternoon to full shade, in well drained soil. Up to 12" tall. Zones 6 to 9. Evergreen.

EPIEDIUMS


Epimediums are one of most easiest to grow perennials for the shade garden once established, requiring little care & can be tolerant of drier shade. Arising in early spring, most epimediums will be in full flower before many hostas have unfurled their leaves. The flowers are best described as resembling miniature Aquilegias (Columbine) or orchids & come in a wide range of colors such as white, orange, pink, yellow, purple, rosy red & many rich bicolors & blends. Both deciduous & evergreen varieties occur. Many varieties of epimediums are also noted for their fantastic foliage patterns. Some have purple leaves & others are mottled green with red & yellow with red edges or just all green. But no matter what the pattern all make attractive foliage plants & are a very good companion for hostas & ferns. If you are interested in a more detailed description of the following list as well as photos, please visit our website: www.SebrightGardens.com. We ship mature division (crown) plants. Plants are shipped without soil. Epimediums we ship will re-establish quickly into your garden. Water more frequently the first year in planting them. Best planted where they will receive at least dappled light or a little sun part of the day. Basic epimedium care tips & instructions are similar to hostas. Best grown in partial sun to partial shade. Epimediums are hardy & thrive in Zones 5 to 9. Several varieties are hardy to Zone 4.


See page 7 for shipping rates & instructions.

-This camera symbol before an epimedium name signifies a photo in the catalog; see page 1, 2, 27 or 28 for photos.

- \$20.00 AFTER MIDNIGHT** -*E. x youngianum*- First flush of elongated heart shaped leaves chocolate brown that morph to green w/ brownish red margins later aging to all green. Topped w/ a profusion of starry white flowers. 8" to 12" tall. Zones 4-9. Deciduous.
- 24.00 AKANE** -*E. 'omeiense'*- Large sagittate, glossy dark green leaves lightly spotted coppery red in spring & then maroon in fall. Spectacular dark cherry red inner sepals w/ long bright orange & yellow spurs; Rebloomer. Height: 14" - 18" Zones 5-9. Evergreen.
- 10.00  AKEBONO** -*E. x youngianum*- First flush of heart shaped leaves emerge sunset red topped w/ light rose pink flowers on 7" stems. The second flush of leaves are milky green, 9" to 15" tall. Zones 4-9. Deciduous.
- 18.00 ALBUM** -*E. grandiflorum*- Epimedium grandiflorum~ Small, crisp apple green leaflets topped by large, pure white flowers in spring. 1st flush: 6". 2nd flush: 18"-20" Zones 5-9. Deciduous.
- 20.00  AMBER QUEEN** -*E. 'Caramel' x E. Flavum*- Mottled red & bronze spiny leaves that age to green. Blooms in spring w/ a very high number of large yellow flowers aging to orange above the foliage. Stunning display! 24" tall. Zones 5-9 Semi-Evergreen.
- 18.00 BE MY VALENTINE** -*E. youngianum*- Very cute clump of small leaflets covered in spring w/ deep rose-pink inner sepals & white petals flushed rose w/ short, white spurs. 1st flush: 5"-6". 2nd flush: 10". Zones 5-9. Deciduous.
- 12.00 BENI-KUJAKU** -*E. youngianum*- Showy clump of small leaflets topped w/ stunning, medium size double flowers are pale pink suffused w/ dark rose pink & short, white spurs. First flush: 5"-6". second flush: 10". Deciduous.
- 25.00 BICOLOR GIANT** -*E. grandiflorum*- Large heart shaped leaves blushed w/ red in spring. Flowers have hot pink spurs & raspberry sepals. Height: 14". Zones 4-9. Deciduous.
- 18.00 BLACK SEA** -*E. pinnatum ssp colchicum*- Leaflets turn dark black purple in autumn until new flush of bronzy green leaves in spring. Flowers are attractive reddish orange w/ yellow inner sepals. Height: 10"-12" Zones 5-9. Evergreen.
- 39.00 BONFIRE** -*E. shuichengense*- Brilliant deep red new growth mottled w/ irregular green mottling. Floriferous, vibrant yellow flowers w/ short spurs backed by small red inner sepals. 12" tall. Zones 5-9. Evergreen.
- 15.00 BRACHYRRHIZUM** -Elongated heart shaped leaflets emerge mottled with rose-purple aging to dark green with a corrugated surface. Early blooming, huge lavender-pink flowers in spring. Height: 6" to 8". Zones 5-9. Evergreen.
- 14.00 BRONZE MAIDEN** -*E. grandiflorum* var. *Violaceum*- First flush of 8" tall leaflets are glossy mahogany-red like molten chocolate topped by medium size lavender flowers in spring. 2nd flush: 12" tall. Zones 4-9. Deciduous.
- 10.00 E. x cantabrigiense RED FORM** -*E. cantabrigiense* red form-Lightly serrated, ovate leaves blushed w/ red then maturing to green topped by clusters of reddish inner sepals w/ outer orange rims. Height: 10"- 12". Zones 4-9. Evergreen.
- 15.00 CHERRY TART** -*E. versicolor*-Leaflets are handsomely flushed reddish purple in spring w/ purple leaves in Autumn. Erect stems very floriferous w/ rose pink inner sepals, back flaming cherry red spurs & bright lemon rimmed cups. 12" to 15" tall. Evergreen.
- 19.00 CONFETTI** -*E. grandiflorum* var. *higoense*- Spectacular spring foliage w/ stems of up to 50 leaflets speckled, flecked & splotted w/ dark purple. Floriferous white flowers cover the clump. Height: 7". Zones 4-9. Deciduous.
- 10.00 COPPER CHARM** -*E. youngianum*- First leaflets emerge 5" tall & are copper colored topped by dainty, floriferous, white spurless flowers; reblooms later in season. Height 8". Zones 5-9. Semi-Evergreen.
- 17.00 CRANBERRY SPARKLE** -*E. grandiflorum* -Small spring foliage is flushed bronze. Large, rich cranberry flowers on 6" stems. One of the last grandiflorums to emerge & bloom in spring. Height 10". Zones 5-9. Deciduous.
- 16.00 CREAMSICLE** -*E. sempervirens*- Spectacular swirling collage of white, salmon pink & light green w/ the white lasting well into the season. White flowers w/ long spurs in spring. Height 8" tall. Zones 5-9. Semi-Evergreen.
- 14.00 DOMINO** -Elegantly elongated dark leaflets, each shaped like a quick stroke of a brush & sponge painted in various shades of maroon as they expand through Spring. Topped by panicles of beautiful creamy white & grape colored flowers. 18" tall. Evergreen.

- 13.00 ENCHANTRESS** -*E. dolichostemon* x *E. leptorrhizum*- Arrow shaped leaflets emerge maroon mottled & speckled aging to bright green. Purple-pink flowers on long panicles in spring. Attractive fall & winter colors. Height: 12" to 18" Zones 5-9. Evergreen.
- 16.00 EPSTEINII** -Thick mass of dark, glossy green leaves topped in spring w/ very floriferous, largest for species of pure white sepals w/ reddish purple spurs & cups. Height: 6" to 10". Stoloniferous Zones 5b-9. Evergreen.
- 12.00 FAIRY DUST** -*E. x youngianum*- First flush of heart shaped leaves emerge a silky texture, tinted w/ a shade of mocha 7" tall. Small lavender pink flowers w/ white spurs. 2nd Flush: 10". Zones 4-9. Semi-Evergreen.
- 15.00 FARGESII** -Showy, large arrow shaped, dark green leaflets. Flowers have long, white inner sepals that wrap around smaller, pale lavender spurs reflexing back like a dodecatheon. 12" to 18" tall. Zones 4-9. Evergreen.
- 24.00 FLAME THROWER** - Thick, deep green, spiny leaflets topped in spring by cherry red & creamy yellow flowers. The inner sepals have undulations to their shape, resembling flames flicking upwards. Drought tolerant once established. Height: 14". Semi-Evergreen.
- 10.00 FLAMINGO DANCER** - New foliage emerges w/ showy patterns of multi-hued mottling w/ slightly silver veins. Stunning bright pink flowers w/ long spurs blooming on arching reddish stems. Zones 5-9. Semi-Evergreen.
- 12.00 FRECKLES** -*E. x youngianum*- First flush of 7" tall, heart shaped leaves emerge w/ purple speckles aging to green later in the season. Large white flowers flushed & veined lavender w/ white spurs. 2nd flush: 18" tall. Zones 4-9. Deciduous.
- 13.00 FROHNLEITEN** -*E. perralchicum*- Elongated heart shaped leaflets are mottled red in spring topped by large butter yellow flowers. Height: 10" to 15". Zones 5-9. Evergreen.
- 14.00 *E. grandiflorum forma flavescens* #4**- Much different form than others; 27 small leaflets per leaf are lightly bronze tinted in spring w/ long peduncles of large, soft yellow flowers on thin, wiry red stems. 20" tall. Zones 4-9. Deciduous.
- 12.00 *E. grandiflorum var. violaceum***- First flush of 8"-10" tall leaflets are exquisite deep chocolate topped by large lavender flowers in early spring. 2nd flush: 12" tall. Zones 4-9. Deciduous.
- 13.00 HAGOROMO** -*E. x youngianum*- First flush of 8" tall leaves emerge w/ a purple flush aging to olive green later in the season. White flowers backed by narrow lavender sepals edged w/ white lines. 2nd flush: 12" tall. Zones 4-9. Deciduous.
- 12.00 HANAGARUMA** -*E. x youngianum*- Small leaflets emerge in a 6" tall mass topped w/ floriferous, lavender pink flowers on 9" stems. Second flush is 10" tall. Zones 4 to 9. Deciduous.
- 18.00 HOT LIPS** -New foliage emerges reddish pink aging to green then red in fall. Hot pink flowers w/ hotter pink long spurs begins blooming prior to new foliage emerging. Zones 5-9. Semi-Evergreen.
- 13.00 HUBEITREASURE** -*E. leptorrhizum*- Low growing, spreading mound of large, elongated, arrow shaped leaves. Large rich pink sepals with long white spurs in spring. Height: 6"-8". Zones 5-9. Evergreen.
- 12.00 KOJI** -*E. sempervirens*- New leaflets have a bronze tint & are topped by large lavender flowers w/ blushed white spurs in spring. About 10" tall, Zones 5-9. Semi-Evergreen.
- 20.00 LAVENDER LADY** -*E. grandiflorum*- Mass of wide spreading, low growing leaves that are edged with deep red in spring topped by 8" tall, full panicles of large lavender flowers with white spur tips. Height 6" to 8" tall, Zones 4-9. Semi-Evergreen.
- 19.00 LEMON ZEST** - Low, dense mound of small, shiny, rounded leaves flushed bronze in Spring. Topped by many erect racemes up to 15" high of brilliant, lemon-yellow bells. Height" 8"-12". Zones 5-9. Evergreen.
- 20.00 LILAC CASCADE** - *E. Sempervirens* x *E. Grandiflorum*- Spring foliage emerges beautiful shades of rose & pink hearts aging to solid green w/ purplish-red edges are 6" tall. Rich violet-lavender flowers followed by a 2nd flush of vibrant hot raspberry-pink foliage 10" tall. Semi-Evergreen.
- 17.00 LONG LEAF FORM** - *E. stellatum*- Leaflets emerge bluish-grey aging to a rich green w/ long, narrow prominently spiny leaves topped by a flurry of small star like white flowers w/ yellow centers held high above the leaves. 12" to 18" tall. Evergreen.
- 13.00 MELODY** -*E. x setosum* x *E. sempervirens*-violet- Medium-sized, spiny, lime green leaves are speckled w/ dark purple in spring. abundant sprays of small light lavender flowers w/ tiny, curving spurs appear above foliage. Height: 7". Semi- Evergreen.
- 9.00 MERLIN** -*E. youngianum*- 1st flush of leaves emerge an unusual two tone purplish-red topped w/ very floriferous, dusky violet & white spurless flowers. Height: 8"-12". Zones 5-9. Deciduous.
- 13.00 MILK CHOCOLATE** -*E. x youngianum*- First flush of leaves emerge about 6" tall w/ chocolate-purple leaves w/ tiny green flecks. Floriferous, white spurred flowers. Plant in partial sun to full shade. Height 12". Zones 5-9. Semi-Evergreen.
- 15.00 MILKY WAY** -*E. x youngianum*- First flush of heart shaped leaves emerge w/ a striking silver overlay aging to green later in the season. Medium size white flowers w/ long spurs. 2nd flush: 12" tall. Zones 4-9. Semi-Evergreen.
- 16.00 OGISUI** - Oval shaped, glaucous leaves have red mottling in spring. Large white flowers w/ pale pink inner sepals. Height: 6". Semi-stoloniferous. Zones 5-9. Evergreen.
- 8.00 OKUDA'S WHITE** -*E. sempervirens*- A special selection from Honshu, Japan. Large white flowers w/ long spurs in Spring. A nice spreading epimedium. Height: 6"-8". Zones 5b-9. Semi-Evergreen.
- 18.00 ORANGE QUEEN** -*E. warelyense*- Delicately divided, heart shaped leaves blushed w/ red then maturing to green topped by clusters of light reddish orange flowers above the foliage. 12"- 15" tall. Zones 5-9. Evergreen.
- 10.00 ORION** -*E. grandiflorum*- Large, heart shaped, spined foliage w/ reddish margins. New leaves emerge bronze color then mature to light green. Topped in spring by dark purple & red to rose-violet flowers. 10"-18" tall. Deciduous.
- 13.00 PAUCIFLORUM** - Low, creeping mound of small, round leaflets with spiny margins. Near white flowers w/ light lavender spurs. Very drought tolerant once established & excellent ground cover. 4" to 6" tall. Zones 5-9. Evergreen.
- 15.00 PIERRE'S PURPLE** -*E. grandiflorum*- First flush of bronze leaves are 7" tall followed after bloom by 15" tall bright green foliage. Stunning & large, rich wine-purple flowers with prominent spurs tipped in white. Zones 4-9. Deciduous.

- 24.00 PINK CHAMPAGNE**-*E. leptorrhizum* x *E. pubescens*- Mottled leaves in spring topped w/ heavily floriferous panicles of pink & raspberry flowers w/ pink sepals capping the tops of each widely arched, yellow spurs. A stunning show! Height: 12". Evergreen.
- 10.00 PINK ELF**-*E. leptorrhizum* x *E. pubescens*- 1st flush of leaves emerge 5" tall dappled with green & auburn colors topped by very floriferous small, airy pink flowers w/ each flower highlighted w/ a dark bronze cup. 2nd flush of leaves 12" tall. Evergreen.
- 12.00 PINK STAR**- *E. youngianum*-1st flush of leaves emerge 3' tall topped w/ an explosion of Silvery pink flowers on 7" stems. 2nd flush of leaves are about 10" tall. Zones 5-9. Deciduous.
- 14.00 PLATYPETALUM**- Dense mound of small, round evergreen leaflets topped by dainty yellow flowers backed by tiny, white or reddish inner sepals. 12" to 15" tall. Very drought tolerant once established. Zones 5-9. Evergreen.
- 24.00 PRETTY IN PINK**- *E. grandiflorum* - First flush of foliage has attractive raspberry & green patterns topped by upright sprays of large pink spurs & raspberry red cupped flowers. Height 10" then 18" tall, Zones 4-9. Deciduous.
- 12.00 PURPLE HEART** -*E. youngianum*- Leaves unfurl a greenish- purple & deepen to a black purple providing a striking backdrop to the small bicolored pinkish lavender & white flowers. Leaves age to green in summer. Height: 18" Zones 5-8. Deciduous.
- 14.00 PURPLE PIXIE** -*E. grandiflorum*- Leaves emerge green w/ shades of rose topped by violet purple flowers w long white spurs in spring. Nice, compact mound. Height: 9"-12". Zones 4-9. Deciduous.
- 16.00 PURPLE PRINCE** -*E. grandiflorum*- Leaves emerge a showy rose color forming an 8" tall clump topped by the darkest purple flowers. 2nd flush of leaves are approx. 18" tall. Zones 4-9. Deciduous.
- 10.00 RED QUEEN** -*E. grandiflorum*- Very large (6" long x 4" wide) heart shaped leaves forming a tight clump topped by brilliant, rose-red flowers. Approx. 14" tall. Zones 4-9. Deciduous.
- 18.00 ROYAL FLUSH**-*E. youngianum*- New foliage is a rich chestnut aging to bright burgundy mottled leaves w/ green veins w/ deepest colors towards the edges. Medium size lavender flowers have white spur tips. 1st flush: 9". 2nd flush: 14" Zones 5-9. Semi-Evergreen.
- 10.00 RUBY TUESDAY**- *E. youngianum*- Leaves unfurl w/ a purple cast about 5" tall followed late season by rich, ruby-red flowers w/ a lighter pale rose to white spurs. 2nd Flush of leaves are approx. 14" tall. Zones 4-9. Deciduous.
- 20.00 SANDY CLAWS**- *E. wushenense*-A spiny leaf form of *E. Wushenense*. Leaflets emerge bronze-red aging to glossy, shiny green w/ very long, narrow prominently spiny leaves; Wow! Long spurred, pale yellow flowers in spring. 15" tall. Zones 5 to 9. Evergreen.
- 8.00 SASAKI**- *E. sempervirens* x *E. x setosum*- First flush of heart shaped leaves emerge 6" tall topped w/ attractive rich mid pink flowers. Nice fall color. 2nd flush: 12" tall. Zones 5-9. Deciduous.
- 10.00 SHRIMP GIRL**- *E. alpinum*-Dense, thick mound of dark green, serrated foliage. Excellent for ground cover & drought tolerant. Small flowers have red sepals w/ creamy yellow spurs. Height: 6" to 8" Zones 5-9. Semi-Evergreen.
- 19.00 SIMPLE BEAUTY** - *E. Sp. Nov.*- Very large, corrugated leaves w/ prominent veins emerge slight red cast, aging to very glossy green w/ long needle like spines around the heart shaped leaves. Vigorous grower. Large, spurred, sulfur yellow flowers w/ light green inner sepals in spring. Zones 5 to 9. Evergreen.
- 24.00 SONGBIRDS**- *Epimedium*-Dense clump of elongated heart shaped, green foliage. Floriferous bloomer in spring w/ large yellow flowers w/ rose colored outer sepals. Very showy Height: 16"-18". Zones 5-9. Semi-evergreen.
- 22.00 SPINE TINGLER** - *E. Species. Nov.*- Leaflets emerge brushed light chocolate aging to glossy green w/ very narrow, long prominently spiny leaves, Floriferous spikes of long spurred, light yellow flowers in spring. Height: 8". Zones 5 to 9. Evergreen.
- 12.00 SPRING WEDDING**- *E. grandiflorum* -Spring foliage emerges dark purple, then lightens & expands to display bold 1/4" wide, mahogany red edges. Very floriferous 10" tall stems covered w/ soft lavender sepals backing white petals w/ downward curving spurs. Zones 4-9. Deciduous.
- 10.00 STARLET**- *E. x youngianum*-Spring leaflets are banded w/ rims of maroon-red. Adorable, long spurred dark lavender-pink flowers w/ white tips & white backs.. Height: 12". Deciduous.
- 10.00 STRAWBERRY BLUSH**- *E. versicolor*-New foliage of pinkish maroon mottled leaves that age to glossy dark green in summer. Soft pastel flowers have pink inner sepals with rose pink streaks & lemon yellow cups deepening to rose purple towards the spurs. 1st flush: 5"-6". 2nd flush: 10" Zones 5-9. Drought tolerant. Semi-Evergreen.
- 19.00 SUNNY & SHARE**- *E. x* - Dense mound of rounded leaves w/ bronze chocolate flecks in spring. Topped by many erect racemes w/ lemon-yellow bells. Height 12" to 14". Zones 5-9. Evergreen.
- 15.00 SUNSHOWERS**- *E. x youngianum*-Small spring leaflets are showered w/ red speckles topped w/ very floriferous medium sized light yellow flowers w/ short pink sepals. Reblooms atop secondary flush of flecked leaves in fall. Height: 8". Zones 5-9. Semi-evergreen.
- 20.00 SUTCHUENENSE**- Low growing, spreading mound of elongated, arrow shaped leaves mottled red in spring. Large lavender mauve long spurs w/ white sepals. Plant in partial sun to nearly full shade. Height: 4"-6". Zones 6-9. Evergreen.
- 13.00 SWALLOWTAIL**-*E. grandiflorum*- 1st flush of small leaflets are numerous @ about 7" tall & edged w/ purple. 2nd flush of foliage is approx 12" tall. Flowers are blue-lavender streaked in rose w/ angular white spurs streaked in lavender. Zones 4-9. Deciduous.
- 24.00 SWEETHEART** -*E. rubrum*- Much improved *E. rubrum* w/ showy large dark green foliage. In spring, the new leaves are heavily flushed w/ red, creating a stunning show. Clusters of bright pink flowers w/ rose red sepals above the foliage. About 16" tall. Zones 4-8. Evergreen.
- 12.00  TAMA NO GENPEI** - *E. grandiflorum*- Purple tinted foliage in spring topped by 8" large bi-colored lavender-pink & white flowers. Then reblooms again w/ 16" tall flower stems. Very floriferous. Height: Approx. 16" tall. Zones 4-9. Deciduous.
- 18.00 TAMABOTAN**- *E. x youngianum*-First flush of heart shaped leaves are purple, flushed with turquoise. Height: 8" Topped w/ silvery lavender & soft lavender flowers. Stamens & spurs are the same length giving a double flower appearance. Second flush: 18" to 20" tall. Zones 4-9. Deciduous.

- 24.00 TARANTULA** - *E. Sp. Nov.*- Leaflets emerge bronze red cast aging to glossy green w/ the most narrow, long hair like spines zigzagging around the leaves. Vigorous grower. Profuse bloom of long spurred, sulfur yellow flowers in spring. Size: 7". Evergreen.
- 9.00 THUNDERBOLT**- *E. pinnatum ssp colchicum*- Leaves turn dark black purple in autumn leaving a contrast of thunderbolt pattern of green veins. Flowers are showy bright yellow inner sepals. Origin: Georgia Republic. Height 10". Zones 5-9. Evergreen.
- 49.00 TRUNCATUM** - *E. Species.*- Large, smooth, rounded, semi glossy leaves. Large panacles of numerous tiny white sepaled, yellow petaled flowers, covered w/ striking blue-black outer sepals when in bud. Height: 15" to 18" . Zones 4-9. Evergreen.
- 17.00 VARIEGATED #1**- *E. sempervirens*- Spectacular swirling collage of white, salmon pink & light green w/ the white lasting well into the season. White flowers w/ long spurs in spring. Height 8" tall. Zones 5-9. Semi-Evergreen.
- 13.00 VARIEGATUM**-*E. diphyllum*-Leaflets are variously mottled; Some green w/ flecks of white, others white w/ flecks of green. Dainty white flowers in spring. Height: Approx. 8" tall. Zones 5-9. Deciduous.
- 16.00 WATERFALL** -*E. grandiflorum*- Medium-large, tapered leaves that have purple tones in spring, stack in layers giving the appearance of flowing water. Topped in spring by deep rose-purple sepals with white spurs that flush with amethyst near the centers. About 16" tall, Zones 4-9. Deciduous.
- 10.00 WHITE CLOUD**- *E. x youngianum*- Spring leaflets have pale purple perimeter bands topped w/ an impressive number of flower stems w/ clouds of small white flowers. Height: Approx. 10" Zones 5-9. Deciduous.
- 16.00 WUDANG STAR**- *E. x stellulatum*- Leaflets emerge bronze w/ raspberry specks aging to a rich green w/the raspberry specks on long, narrow, prominently spiny leaves. Long stems w/ an abundance of small white flowers. Zones 4 to 9. Evergreen.
- 17.00  YELLOW EMPEROR** -*E. 'Huangdi'*- Named for Huangdi, the legendary Yellow Emperor of China. This chance seedling of Fire Dragon starts w/ new dragon wing shaped leaves that are heavily mottled w/ chocolate purple. Topped in spring w/ floriferous & stunning, large butter yellow sepals & white bracts & spurs w/ amber tips. Height 12" to 14". Zones 4-9. Semi-Evergreen.
- 10.00 YUBAE** -*E. grandiflorum*- Young foliage is purple-bronze in spring approximately 8" high topped by beautiful large rose-red flowers w/ white spur tips. Approximately 18" tall, Zones 4-9. Deciduous.

We have gift certificates available for purchase

Peak bloom time for Epimedium species

The list below should be used as only as a rough approximation on species peak bloom time in the Pacific Northwest for selecting certain bloom times of our species & cultivars we offer:

E. pubescens - March	E. ogisui- early April	E. x youngianum - mid April
E. brachyrrhizum- early April	E. x rubrum - early-April	E. brevicornu- late April
E. dolichostemon - early April	E. sempervirens - early April	E. acuminatum - early May
E. epsteinii- early April	E. x versicolor - early April	E. stellatum- early May
E. fargesii - early April	E. acuminatum- mid- April	E. diphyllum - mid May
E. grandiflorum - early April	E. pauciflorum - mid-April	E. platypetalum- mid May
E. leptorrhizum - early April	E. pubigerum- mid April	E. shuichengense- mid May
E. hunanense- early April	E. x sazaki- mid April	E. koreanum- late May
E. lishihchenii - early April	E. wushanense - mid April	E. davidii - early June

FERNS

There are literally thousands of fern species around the world. Here in Oregon's Willamette Valley we grow more than 150 hardy garden ferns in the gardens as well as the nursery. Ferns are one of the easiest plants to grow. Most of the ferns that we offer are shade tolerant, thriving in the same conditions as hostas. But, we also offer a few sun loving ferns. There are deciduous, semi-evergreen & evergreen ferns that come in a wide range of heights, shapes & textures that look fantastic in a mixed shade garden with hostas and epimediums. We have photos of the majority of ferns we offer on our website: www.SebrightGardens.com. We ship mature ferns usually grown in 3/4 gallon pots. Plants are shipped without soil. Ferns we ship have excellent root systems so that they will re-establish quickly into your garden.

See page 7 for shipping rates & instructions.

 - This camera symbol signifies there's a photo of this variety in the catalog; see page 1, 2, 27, 28 for photos.

Ferns are \$10.00 each unless otherwise noted.

ALASKA FERN - *Polystichum setiferum* 'Divisilobum' - Very dense fern w/ very lacy fronds reaching up to two feet w/ a nice horizontal growth pattern. Plant in partial sun to full shade w/ well drained, moist soil. Zones 6 to 8. Height: 12"-36" Evergreen. **\$12.00**

AMERICAN ROYAL FERN - *Osmunda regalis* var. *spectabilis* - Wide mound of spectacular, unique broadly ovate fronds on long, trunk like stems; Stunning! Plant in nearly full sun to full shade & moist, acidic soil. Will tolerate very wet soil. Zones 2 to 10. Height: 2 to 4 feet. Deciduous. **\$12.00**

APPLECOURT PAINTED FERN - *Athyrium niponicum* 'Applecourt' - A spreading mound of spectacular color zones of burgundy, grey & dark green w/ added heavy creasing of each frond creating a fuller delicate appearance. Plant in light shade for best affect otherwise partial sun to full shade. 12-24 inches tall. Zones 3 to 8. Deciduous. **\$12.00**

ASIAN ROYAL FERN - *Osmunda japonica* - Upright mound of attractive, narrow, thick fronds; A dimorphic fern. Plant in partial sun in moist soil. Zones 6 to 9. Height: 1 1/2 to 3 feet. Deciduous.

ASIAN SABER FERN - *Polystichum neolobatam* - A beautiful, reliable fern for every shade garden w/ attractive erect, glossy & slightly grooved fronds. Plant in partial sun to full shade & well drained, acidic, moist soil. Zones 5 to 8. Height: 18" to 24". Evergreen. **\$12.00**

AUSTRALIAN TREE FERN - *Cyathea cooperii* - Fast growing, narrow trunked, yet tall tree fern is an showy garden specimen to make a bold garden statement w/ fronds eventually reaching 15 feet long. Protect crown & trunk from freezing. Plant in partial sun & well drained, moist soil. Can reach 40 feet tall. Zones 9-11. Evergreen. **\$12.00**

BARNES MALE FERN - *Dryopteris filix-mas* *Barnesii* - Tall, very upright & very narrow yet graceful fronds 3-4 inches wide w/ toothed pinnae reaching up to 4 feet. Makes a distinctive specimen fern. Plant in partial sun to full shade & well drained soil. Drought tolerant once established. Zones 4 to 8. Semi-Evergreen.

BEAUTIFUL BROAD BUCKLER FERN - *Dryopteris austriaca* *lepidota* 'Crispa Cristata' - Upright fern w/ finely divided filigree, minutely crested, broad, angular, bright emerald green fronds. Plant in partial sun to full shade & well drained moist soil. Size: 12" to 24". Zones 4 to 8. Semi-Evergreen.

BEAUTIFUL WOOD FERN - *Dryopteris pulcherrima* - Elegant fern from the Himalayas w/ dense, thick pinnae on 2 foot blades. New fronds are a bright green. Plant in partial sun to full shade & well drained moist soil. Size: 2' to 3'. Zones 6 to 9. Evergreen. **\$12.00**

BIG LEAF HOLLY FERN - *Cyrtomium macrophyllum* - Upright arching yellowish-green fronds & large terminal leaflets w/ up to 8 pairs of pinnae w/ smooth margins. Plant in afternoon to full shade & well drained, moist soil. Zones 6 to 10. Height: 12" to 30". Semi-Evergreen

BRILLIANCE AUTUMN FERN - *Dryopteris erythrosora* 'Brilliance' - Young fronds are lustrous & have an orange-coppery pink color that enlivens the garden landscape. The fronds at maturity age to a glossy green sheen. Plant in partial sun to full shade & well drained, moist soil. Height: 12"-24" tall. Zones 5 to 8. Evergreen.

BUTTON FERN - *Pallaea rotundifolia* - Attractive, dense mound of round, glossy dark green pinnae bearing up to 30 pairs per stem. Makes a showy potted plant. Plant in light or afternoon shade & well drained, acidic, moist soil. Zones 9 to 10. Size: 6" to 18". Evergreen.

CARROT FERN - *Onychium japonicum* - Arching clump of finest lacy light green fronds. Plant in nearly full sun to full shade in well drained, moist soil. Carrot ferns are not drought tolerant. Size: 16". Zones 8 to 10. Evergreen. **\$12.00**

CHAMPION'S WOOD FERN - *Dryopteris championii* - Large, airy, arching fern w/ ovate, bright green bipinnate fronds. New fronds emerge late spring, very showy winter fern. Plant in partial sun to light shade & well drained soil. Zones 5 to 9. Height: 2' to 3' tall. Evergreen. **\$12.00**

CHILEAN PALM FERN - *Blechnum chilense* - Thick, robust, very attractive, dark green pinnatifid fronds. Plant in nearly full sun to nearly full shade in moist soil. Height: 2 to 5 feet. Stoliferous. Zones 7b-9. Evergreen. **\$18.00**

CHRISTMAS FERN - *Polystichum acrostichoides* - Semi-upright, arching, polished green, lanceolate fronds w/ 20-30 pairs of pinnae. Plant in partial sun to full shade & well drained, moist soil. Zones 3 to 9. Size: 12" to 24". Evergreen.

CINNAMON FERN - *Osmundastrum cinnamomea* - Upright, arching plume-like green sterile fronds w/ attractive, cinnamon colored fertile fronds in the center. Makes a showy display. Plant in partial sun to full shade & moist soil. Zones 2 to 10. Height: 3 to 5 feet tall. Deciduous. **\$13.00**

CLIVICOLA HOLLY FERN - *Cyrtomium fortunei* var. *clivicola* - More compact form of *C. fortunei*, upright arching soft yellow-green fronds made of 12 to 25 pairs of angled leaflets. Plant in afternoon to full shade & well drained, moist soil. Height: 24". Zones 5 to 10. Evergreen.

CRESTED HART'S TONGUE FERN - *Asplenium* (*Phyllitis*) *scolopendrium* 'Cristata' - Semi-upright strap fronds are erect w/ heart shaped bases & attractively crested apexes. Plant in partial sun to medium shade in well drained, moist soil, responds well to basic soil w/ lime added. Zones 4 to 9. Size: 12" to 24". Evergreen.

CRESTED MALE FERN -*Dryopteris filix-mas* 'Fluctuosa Cristataa'~ Robust, shuttlecock fronds w/ each wavy pinnae crested & crisped w/ green tassels atop the frond tops. Plant in partial sun to full shade & well drained soil. Size: 15". Zones 4 to 8. Semi-Evergreen.

CRESTED SURF PAINTED FERN -*Athyrium niponicum* 'Crested Surf'-Dense, spreading mound of spectacular color zones of burgundy, grey & dark green w/ added double crested tips. Plant in afternoon to light shade for best affect. 20-24 inches tall. Zones 3 to 8; Deciduous. **\$16.00**

CURLED GOLDEN SCALED MALE FERN -*Dryopteris affinis crispa*- Tall, magnificent fern w/ wavy margined pinnae & new growth of bright yellow green, reaching up to 4 feet. Plant in partial sun to full shade & well drained soil. Zone 4 to 8. Height 3-4 feet. Evergreen.

DAHLEM SOFT SHIELD FERN -*Polystichum setiferum* 'Dahlem' - Dense, upright, lustrous lacy fronds reaching up to two 2 1/2 feet tall. Plant in partial sun to full shade w/ well drained soil. Zones 5 to 9. Size: 30". Evergreen.

DIVIDED SOFT SHIELD FERN -*Polystichum setiferum* 'Divisilobum' - See **ALASKA FERN**

DRAGON TAIL FERN -*Asplenium ebenoides*- Pefect rock garden or foreground showpeice fern w/ narrowly triangular, lanceolate blades that are divided & deeply toothed w/ elongated narrow 'tails'. Plant in partial to moderate shade. Zones 5 to 8. Size: 6"-12". Evergreen.

DRYOPTERIS COREANO MONTANA FERN -*Dryopteris coreano* ssp. *montana*- Rare fern w/ upright, gracefully arching, soft dark green fronds. Species from Northeast Asia. Plant in partial sun & well drained soil. Zones 6 to 9. Height: approx. 30". Evergreen.

DWARF CONGESTED SOFT SHIELD FERN -*Polystichum setiferum* 'Congestum Cristatum'- Upright, very showy, densely compressed, overlapping pinnate fronds w/ mildly crested tips; Great in a front border or specimen planting. Plant in partial sun to full shade w/ well drained, moist soil. Height 6"-12" inches Zones 5 to 8. Evergreen.

DWARF CRISPED GOLDEN SCALED MALE FERN -*Dryopteris affinis* 'Crispa Gracilis'- Evergreen upright, very curled & crumpled & fastigiated forest green dwarf fern suggestive of a miniature conifer; Favorite foreground fern. Plant in partial sun to full shade & well drained soil. Height: 12". Zones 4 to 8. Evergreen.

EARED LADY FERN -*Athyrium otophorum*- This remarkable fern is a conversation piece w/ its unusual frond coloring that makes a dramatic addition to the garden. Its short fronds are triangular, flat & pale green & the young fronds have maroon brown rachis (stems) & stipes. Plant in afternoon to full shade. 12-18 inches tall. Zones 5 to 9, Semi-evergreen.

EAST INDIAN HOLLY FERN -*Arachniodes simplicior*- A remarkable hardy fern w/ gorgeous waxy, dark green segments & yellow bands running down the centers. Plant in afternoon to full shade & well drained, moist soil. Height: 12"-18". Zones 6 to 10. Evergreen.

FORTUNE'S HOLLY FERN -*Cyrtomium fortunei*- Very attractive, upright arching soft green fronds that have 12 to 25 pairs of leaflets. Plant in afternoon to full shade & well drained, moist soil. Height: 18" to 30". Zones 5 to 10. Evergreen.

FRAGRANS MAIDENHAIR FERN -*Adiantum fragrantissimum raddianum*- Lush mound of medium green delicate looking foliage w/ bipinnate to tripinnate fronds. Plant in partial shade & well drained, moist soil. Zones 8b to 11. Height: up to 12". Evergreen.

FRITZ LUTHI MAIDENHAIR FERN -*Adiantum raddianum* 'Fritz Luthi'- Lush mound w/ deeply lobed, triangular shaped fronds, delicate looking bright green aging to blue-green foliage. Plant in light to afternoon shade & well drained, moist soil. Zones 9 to 11. Height: 12" - 24". Evergreen.

GHOST PAINTED FERN -*Athyrium* 'Ghost'- A strong, tall growing, ghostly mound of steely grey swords. Plant in afternoon to dappled shade w/ moist, well drained soil. 30"-36" tall. Zones 3 to 8; Clumping & Deciduous. **\$12.00**

GOLDEN SCALED MALE FERN 'THE KING' -*Dryopteris affinis Cristata* 'The King'- Tall, graceful arching fronds 6 inches wide with lightly crested leaflets. Spring growth is covered in lustrous golden scales. Plant in partial sun to full shade & well drained soil. Height: 2 to 4 feet tall. Zones 4 to 8. Evergreen. **\$12.00**

GOLDEN ZEBRA BAMBOO FERN -*Coniogramme emeinsis* 'Golden Zebra'- Unique bamboo fern w/ thick, glossy green & golden barred, ribbon like, arching foliage w/ approx. 10" long lancetol pinnae. Semi stoloniferous rhizomes. Plant in partial to light shade in well drained, moist soil. Size: 24". Zones 7b to 10. Semi-Evergreen. **\$15.00**

GOLDIES WOOD FERN -*Dryopteris goldiana*- Stout & erect w/ variable shades of blue green to glowing green fronds w/ 15-20 pairs of pinnae from an impressively large crown. Grow in light shade & moist, well drained soil. Zones 3 to 8. Size: 3' to 4'. Deciduous. **\$12.00**

GODZILLA PAINTED FERN -*Athyrium niponicum* 'Godzilla'- Spreading mound has a spectacular show of tri-color fronds w/ zones of burgundy, grey & dark green. Excellent performer. Plant in light shade for best affect otherwise partial sun to nearly full shade. Size: 3' x 6'. Zones 5 to 9; Deciduous. **\$12.00**

GREEN ROCK FERN -*Pallaea viridis*- Attractive, dense mound of lobed to tri-lobed, dark green pinnae on black stems. Plant in light or afternoon shade & well drained, acidic, moist soil. Zones 7b to 10. Size: 18". Semi-Evergreen.

HARD SHIELD FERN -*Polystichum aculeatum*- Strong growing fern w/ dark green, arching fronds having 25-35 pairs of pinnae w/ pointed spine tipped pinnules. Plant in afternoon to full shade & well drained, moist slightly alkaline soil. Zones 4 to 9. Size: 2 to 3 feet. Evergreen.

HAIRY LIP FERN -*Cheilanthes lanosa*- Sweet rock garden fern w/ upright soft grey green fronds made up of 10-15 pairs of pinnae w/ a reddish undercoat of hairs. Plant in light shade to full sun in well drained soil. Zones 5 to 9. Size: 6"-12". Evergreen.

HART'S TONGUE FERN -*Phyllitis scolopendrium*- Upright fronds are erect w/ heart shaped bases & pointed apexes. Plant in partial sun to full shade in well drained, moist soil, responds well to basic soil with lime added. Zones 4 to 9. Size: 12" to 24". Evergreen.

HERRENHAUSEN SOFT SHIELD FERN -*Polystichum setiferum* 'Herrenhausen' - Very showy display of dense, soft spreading dark green fronds arranged in shuttlecocks. Plant in partial sun to full shade w/ well drained, moist soil. Height: 2-3 feet. Zones 5 to 8. Evergreen.

HIMALAYAN MAIDENHAIR FERN -*Adiantum venustum*- Lush, beautiful mound of medium green delicate looking foliage w/ broadly triangular, tripinnate fronds on black stipes. New growth is flushed salmon to bright bronze pink colored frothy fronds. Plant in light shade & well drained, moist soil. Size: 12" to 18". Zones 5 to 9. Evergreen.

IMBRICATUM MAIDENHAIR FERN -*Adiantum aleuticum* 'Imbricatum'- Purple-black stripes hold fronds that are forked into two major branches that curl w/ six to eight pinnae per branch. Plant in afternoon to full shade & well drained, moist soil. Zones 5 to 8. Height: 12" to 15". Deciduous. **\$12.00**

JAPANESE BEECH FERN -Thelpteris decursive pinnata- Beautiful, upright, arching, bright green, feather-like fronds. Makes an excellent ground cover or mass planting display. Plant in partial sun to full shade. Zones 4 to 9. Height: 1 to 2 feet. Stoloni ferous, Deciduous.

JAPANESE HOLLY FERN -Cyrtomium falcatum 'Rochfordianum'- Long arching glossy dark green fronds that are 4-7 inches wide by two feet long. Fronds have up to 14 pairs of glossy leaflets. Plant in afternoonto full shade & well drained, moist soil. Zone 6 to 10. Height: 18" to 30". Evergreen.

JAPANESE PAINTED FERN -Athyrium niponicum pictum- A spreading mound of a spectacular show of tri-color fronds w/ zones of burgundy, grey & dark green. Plant in afternoon to light shade. 12-24 inches tall. Zones 4 to 9; deciduous. **\$12.00**


JEWEL CHAIN FERN -Woodwardia unigemmata- Huge cascading, graceful fronds w/ new, pinnate blades glossy red that age to deep green. Thick, wide pinnae make up to a 4 foot frond. Plant in partial sun to full shade & moist soil; never drying out. Zones 8 to 10. Height: 3 to 7 feet. Evergreen. **\$12.00**

JURASSIC GOLD WOOD FERN -Dryopteris wallichiana 'Jurassic Gold'- Arching mound of stiff, handsome dark green fronds w/ reddish black stems & scales w/ young fronds golden orange fading to bright golden-yellow. Plant in in afternoon to full shade & moist, well drained soil. Zones 6 to 8. Height: 2 1/2 to 5 feet tall. Evergreen. **\$16.00**

KOREAN ROCK FERN -Polystichum tsus-simense- One of the nicest small hardy ferns w/ shiny dark green fronds that are upright & stiff w/ attractive black veins; Makes a great border or potted plant. Plant in afternoon to full shade & well drained, moist soil. Height: 8" to 18". Zones 6 to 8. Evergreen.

LADY FERN -Athyrium filix femina- Broad, medium green fronds w/ 20-30 pairs of pinnae. Produces new fronds throughout the season. Plant in afternoon to full shade in moist, well drained soil. 3-6 feet tall. Zones 4 to 8, Deciduous.

LADY IN RED FERN -Athyrium angustum forma rubellum- A graceful clumping fern with medium green fronds accented nicely w/ vibrant burgundy stems. Plant in low sun to full shade in moist but well drained, rich humus soil. Avoid Nitrogen fertilizer to enhance the red color of the stems. 30-36 inches tall. Zones 3 to 8, Deciduous. **\$12.00**

MAIDENHAIR SPLEENWORT -Asplenium trichomanes- Perfect rock garden or foreground showpiece fern w/ dark stems & 20 to 30 pair of round to oblong matte green pinnae. Plant in partial to moderate shade. Size: 4"-8". Zones 3 to 9. Evergreen. 

MAIRIS'S MAIDENHAIR FERN -Adiantum x mairisii- Lush mound of bright green, delicate looking foliage w/ bipinnate to tripinnate fronds. Plant in partial shade & well drained, moist soil. Height: 12" to 24". Zones 7 to 10. Evergreen.

MAKINO'S HOLLY FERN -Polystichum makinoi- Strong growing fern w/ forest green fronds & prominent straw brown stipes. Plant in afternoon to light shade & well drained, moist soil. Height: 1 1/2 to 2 1/2 feet. Zone 5 to 9. Evergreen.

MALE FERN -Dryopteris filix-mas- Upright European fern that is great in a woodland setting, can tolerate sun if soil is moist, but well drained. Otherwise, plant in partial sun to full shade & well drained soil. Zone 4 to 8. Height: 2 to 4 feet tall. Deciduous.

MANY FINGERED MALE FERN -Dryopteris filix-mas 'Linearis Polydactyla'- Upright very airy, thin, dark green fronds w/ very narrow, leathery leaflets that branch out to crested & multiforked tips. Plant in nearly full sun to light shade & well drained, moist soil. Height: 2-3 feet. Zones 3 to 8. Semi-Evergreen.

METALLIC PAINTED FERN -Athyrium niponicum metallica- A spreading mound of elegant, wine-red fronds w/ a silvery sheen. Plant in light shade for best affect otherwise afternoon to nearly full shade. 12" to 24" tall. Zones 4-9. Deciduous.

MEXICAN MALE FERN -Dryopteris pseudofilix-mas- A huge, upright fern that is great for the garden setting & continues to grow until the first frost; can reach four feet tall & five feet wide. Plant in low sun to full shade & moist, well drained soil. Zones 5 to 8. Evergreen.

MINI HOLLY FERN -Cyrtomium falcatum. var. maritimum- Small fern w/ upright arching shiny green fronds & large terminal leaflets. Fronds have up to 8 pairs of pinnae w/smooth margins. Plant in partial sun to full shade & well drained, moist soil. Zones 6 to 10. Height: about 6" Semi-Evergreen. **\$12.00**

MOSSY SOFT SHIELD FERN -Polystichum setiferum 'Plumosum Densum'- Showy, feathery finely divided & heavily congested overlapping pinnae. Plant in afternoon to full shade with well drained, moist soil. Zones 6 to 9. Evergreen. **\$12.00**

MOTHER FERN -Asplenium bulbiferum- **Cascading mound thick, shiny bright green, finely cut fronds that produce plantlets. Makes a great houseplant. Plant in low light, dappled to deep shade and well drained, moist, acidic soil. Zones 9 & 10. Size: 2 to 4 feet. Evergreen.**

MOTHER SHIELD FERN -Polystichum setiferum 'Proliferum'- Striking fern w/ soft, dense, glassy green fronds. Plant in partial sun to medium shade & well drained, moist soil. Height: 2 to 4 feet. Zones 6 to 9. Evergreen zones 7-9.

NARROW LEAF BAMBOO FERN -Coniogramme japonica var. gracilis- Unique fern w/h glossy green, narrow, ribbon like foliage of approx. 10" long pinnae that taper at both ends. Semi-stoloni ferous rhizomes. Plant in dappled to full shade in well drained, moist soil. Size: 12" to 18". Zones 7b to 10. Semi-Evergreen. **\$14.00**

ORIENTAL CHAIN FERN -Woodwardia orientalis- Huge cascading, graceful fronds w/ new pinnate blades glossy bronze-red that age to bright green. Thick, wide pinnae make up to a 4 foot frond & produce 100's of plantlets on the pinnae. Plant in partial sun to light shade & moist soil. Zones 8 to 11. Size: 4'x 6'. Evergreen. **\$12.00**

ORIENTAL OSTRICH FERN -Matteuccia orientalis- Open, graceful arching fronds are large & plume like w/ wide lightly curled leaflets. Plant in light sun to full shade & moist soil. Zones 5 to 8. Height: 1.5 to 4 feet tall. Stoloni ferous & Deciduous. **\$12.00**

PEARLY WHITE PAINTED FERN -Athyrium niponicum pictum 'Pearly White'- A ivory white painted fern w/ white centers & light green edges. Plant in afternoon to light shade with moist, well drained soil. Height: 14"-18". Zones 4 to 9. Deciduous. **\$13.00**

PINDER'S GOLDEN SCALE MALE FERN -Dryopteris affinis 'Pinderi'- Tall, upright, narrow, sharply pointed, graceful fronds are chartreuse aging to dark green in summer. Plant in partial sun to full shade & well drained soil. Height: 3'-4' Zones 4 to 9. Semi-Evergreen.

PROLIFEROUS AUTUMN FERN -*Dryopteris erythrosora prolifica*- Finely cut, narrow, leathery fronds whose young fronds are a pink bronze color that age to dark green; Very attractive. Plant in partial sun to full shade & well drained, moist soil. Height: 14" to 16". Zones 5 to 8. Evergreen.

PURPLE ROYAL FERN -*Osmunda regalis purpurascens*- Wide mound of very attractive, unique broadly wine-purple, ovate fronds that age to green on long attractive purple, trunk like stems; Stunning! Plant in nearly full sun to full shade & moist, acidic soil. Height: 2 to 6 feet. Zones 2 to 10. Deciduous. **\$12.00**

QUILTED HART'S TONGUE FERN -*Asplenium (Phyllitis) scolopendrium 'Angustifolia'*- Semi-upright strapped fronds are erect with heart shaped bases & pointed apexes & tightly crinkled margins. Plant in partial sun to full shade in well drained, moist soil, responds well to basic soil with lime added. Size: 12" to 24". Zones 4 to 9. Evergreen.

RED BEAUTY PAINTED FERN -*Athyrium niponicum 'Red Beauty'*- A spreading mound of arching silvery green triangular fronds w/ bright burgundy red stems. Eventually ages to intense burgundy red. Plant in light shade or afternoon shade. Size: 12-16 inches. Zones: 4 to 9. Deciduous.

RED VENUS MAIDENHAIR FERN -*Adiantum raddianum 'Red Venus'*- Lush mound w/ new red hued, aging to light green, delicate looking foliage w/ bipinnate to tripinnate fronds. Plant in light to afternoon shade & well drained, moist soil. Zones 8b to 10. Height: 12" - 24". Evergreen.

REGAL RED PAINTED FERN -*Athyrium niponicum 'Regal Red'*- A spreading mound of ruffled fronds w/ dark violet interiors & bright silver edges. Plant in light shade for best affect otherwise partial sun to full shade. Size: 12-24 inches. Zones 4 to 9; Deciduous.

REMOTE WOOD FERN -*Dryopteris remota*- Bright green upright fronds w/ a bushy appearance. Laceolate blades have 20 or less pairs of pinnae. Makes a stunning specimen. Plant in light shade & well drained soil. Height: 24" to 36". Zones 4 to 8. Semi-Evergreen.

ROBUST CONTORTED FELT FERN -*Pyrrosia lingua* var. 'Eboshi'- Very thick, leathery, curled green fronds about 2" wide & 8"-10" long; Very impressive. Plant in partial sun to light shade well drained soil, does well on sloping ground or well drained pot. Size: 8" to 15". Zones 8 to 10. Evergreen. **\$16.00**

ROBUST MALE FERN -*Dryopteris x complexa*- A huge, upright fern of which the weight of the massive dark green fronds gracefully arch. Plant in partial sun to full shade & well drained soil. Height: 3 to 5 feet tall. Zones 5 to 9. Semi-Evergreen. **\$12.00**

ROTSTIEL GRAND CRESTED LADY FERN -*Athyrium filix-femina 'Rotstiel Grandiceps'*- Broad, medium green fronds covered w/ fingered crests at end of each tip. Plant in light to full shade in moist, well drained soil. 18-45 inches tall. Zones 4 to 8. Deciduous. **\$12.00**

ROYAL FERN -*Osmunda regalis*- Wide mound of very attractive, unique broadly ovate fronds on long, trunk like stems; Stunning! Plant in nearly full sun to full shade & moist, acidic soil. Height: 2 to 6 feet. Zones 2 to 10. Deciduous.

SARAH LYMAN'S FERN -*Polypodium californicum 'Sarah Lyman'*- New fronds are bright chartreuse, aging to green w/ arching broadly oblong, wide blades & toothed like finely dissected pinnae. Semi- Stoloniferous, creeping fern. Drought tolerant once established. Plant in partial to full shade. Height: 12" to 15". Zones 8 to 10. Dormant when dry conditions, otherwise Evergreen. **\$15.00**

SICKLE LEAVED HOLLY FERN -*Cyrtomium devexiscapulae*- Showy, unusual holly fern w long arching glossy dark green fronds that have sickle shaped pinnae. Plant in afternoon to full shade in well drained, moist soil. Zones 6 to 9. Height: 20" to 30". Evergreen. **\$12.00**

SHAGGY WOOD FERN -*Dryopteris cycadina*-Stiff, leathery, very dark green fronds w/ black scales & stems that are very decorative in shady gardens or woodland settings. Plant in afternoon to full shade & moist, well drained soil. Zones 5 to 8. Height: 24" to 42" tall. Semi-Evergreen.

SHINY BRISTLE FERN -*Arachniodes davalliaeformis*- The tough, yet graceful fronds almost appear to made of plastic. Quite showy w/ 2 foot long triangular fronds that are glossy dark green; Pest resistant. Plant in low sun to full shade & well drained, moist soil. Zones 7 to 10. Height: 12" to 20" Semi-Evergreen.

SIEBOLD'S WOOD FERN -*Dryopteris sieboldii*- Handsome, arching mound of frosty green, thickly textured, lanceolate fronds w/ two to five pairs of undivided pinnae plus a long undivided terminal pinnae. Plant in low sun to full shade in well drained, moist soil. Size: 2 to 4 feet. Zones 6 to 9. Evergreen.

SNOWFLAKE MAIDENHAIR FERN -*Adiantum raddianum variegatum*- Lush mound of light green w/ white speckling, delicate looking foliage w/ bipinnate to tripinnate fronds. Plant in light to afternoon shade & well drained, moist soil. Zones 8B to 10. Height: 12" - 24". Evergreen.

SOUTHERN WOOD FERN -*Dryopteris ludoviciana*- Attractive shiny dark green, lance shaped fronds that is great in a swampy or wet area of the garden. Has a spreading habit. Plant in light sun to full shade in nearly constant moist soil. Height: 2 to 4 feet. Zones 6 to 9. Semi-Evergreen.

SUNSET FERN -*Dryopteris lepidopoda*- Fronds emerge in rich decorative hues of salmon, orange, pink & deep rose that subside to warm green; A jewel for average soil. Plant in in afternoon to light shade & moist, well drained soil. Zone 6 to 9. Height: 24" to 30" tall. Evergreen.

TASMANIAN TREE FERN -*Dicksonia antarctica*- Evergreen tree fern is an excellent garden specimen to make a bold garden statement w/ fronds eventually reaching 6-10 feet long. Protect crown from hard freezing. Plant in nearly full sun to light shade & well drained, moist soil. Can reach 30 feet tall. Zones 8-11. Evergreen. **\$12.00**

TASSEL FERN -*Polystichum polyblepharum*-Bipinnate fronds that are very lustrous & dark green, new growth emerges early. Plant in mostly shade in well drained moist soil. 1 1/2 to 3 foot fronds. Zones 5 to 9. Evergreen.

THICK STEMMED WOOD FERN -*Dryopteris crassirhizoma*- Stout & erect glowing green fronds in spring aging to dark green w/ margins & undersides decorated with 3/4" polished tan scales on 20-30 pairs of pinnae from an impressively large crown. Plant in afternoon or light shade in moist, well drained soil. Height: 2 to 3 feet tall. Zones 4 to 8. Evergreen.

TOKYO WOOD FERN -*Dryopteris tokyoensis*- A unique, stiffly erect, narrow fronded fern that adds great texture & form for the garden; vigorous grower. Plant in afternoon to full shade & moist, well drained soil. Height: 18" to 36" tall. Zones 5 to 8. Deciduous.

UNDULATING HART'S TONGUE FERN -Asplenium (Phyllitis) scolopendrium 'Undulata' - Semi-upright, wavy, undulating strapped fronds are semi-erect. Plant in partial sun to full shade in well drained, moist soil, responds well to basic soil w/ lime added. Size: 12" to 24". Zones 5 to 9. Evergreen.

VARIEGATED HOLLY FERN -Arachnoides simplicior- see **East Indian Holly Fern**.

VICTORIA LADY FERN -Athyrium filix-femina 'Victoriae' - Upright, arching mound of medium green fronds whose narrow pinnae cross to form X's & covered w/ crests at end of each tip; Stunning! Plant in afternoon to full shade in moist, well drained soil. Size: 18-24 inches. Zones 4 to 9, Deciduous.

WALLICH'S WOOD FERN -Dryopteris wallichiana- Arching mound of stiff, handsome dark green fronds w/ reddish black stems & scales: Very decorative in shady gardens or woodland settings. Plant in low sun to full shade & moist, well drained soil. Height: 2 1/2 to 5 feet tall. Zones 6 to 8. Evergreen.

WESTERN SWORD FERN -Polystichum munitum- Our most popular native fern w/ handsome erect & lush sword like fronds add interest to the woodland gardens. Plant in nearly full sun to full shade & well drained, acidic, moist soil. Height: 1 1/2 to 5 feet. Zones 6 to 9. Evergreen.

WHITESIDE BROAD BUCKLER FERN -Dryopteris dilatata 'Crispa Whiteside' - Very ornamental fern with broad triangular & congested, fluffy fronds. Plant in partial sun to full shade & well drained soil. Size: 2-4 feet. Zones 4 to 8. to semi-Evergreen. **\$12.00**

WHITE STRIPED CRETAN BRAKE FERN -Pteris nipponica albo-linata- Beautiful, arching mound of bicolored green w/ creamy white centers, thickly textured, lanceolate fronds w/ two to four pairs of undivided pinnae plus a long undivided terminal pinnae. Plant in afternoon to full shade in well drained, moist soil. Size: 1 to 2 feet Zones 8b to 10. Evergreen.

WIMSETTICRESTED BRAKE FERN -Pteris nipponica Wimsettii- Beautiful, arching mound of narrow green, thickly textured, lanceolate fronds w/ crested pinnae. Plant in filtered- low light in well drained, moist soil. Size: 1 to 2 feet Zones 8b to 10. Evergreen.

WOLLASTON'S SHIELD FERN -Polystichum setiferum proliferum 'Wollastonii' - Dense, long lacy soft green fronds reaching up to two feet w/ a nice horizontal growth pattern. Plant in partial sun to full shade w/ well drained soil. Zones 6 to 8. Height: 12"-24". Evergreen.

YABANE-FU FELT FERN FERN -Pyrrosia lingua 'Yabane-Fu' - Upright thick, leathery fronds are randomly jagged w/ butterscotch yellow splashed throughout the green fronds. Plant in partial sun to light shade well drained soil, does well on sloping ground. Zones 8 to 10. Height: 7". Rhizomatous. Evergreen. **\$18.00**

Water tolerant Ferns

Alpine Water Fern
American Royal
Athyrium filix-femina
ferns
Chilean Palm Fern
Cinnamon Fern
Log Fern
Oriental Ostrich Fern
Ostrich Fern
Purple Royal Fern
Royal Fern
Sensitive Fern
Southern Wood Fern
Toothed Wood Fern

Deer Resistant ferns

Alaska Fern
Applecourt Painted Fern
Asian Saber Fern
Branford Beauty Fern
Brilliance Autumn Fern
Carrot Fern
Christmas Fern
Cinnamon Fern
Cyrtomium Holly ferns
Dwarf Crisped G.S.M.F.
Dyce's Holly Fern
Five Fingered Maidenhair
Ghost Painted Fern
Godzilla Painted Fern
Golden Scale Male ferns
Hard Shield Fern
all Hart's Tongue ferns
Japanese Beech Fern
Korean Rock Fern
Lady ferns
Makino's Holly
Mother Shield Fern
Ostrich Fern
All Painted ferns
Purple Royal Fern
Sensitive Fern
Tasmanian Tree Fern
Tassel Fern
Western Sword Fern

Drought tolerant Ferns

Asian Saber Fern
Most Male Ferns
Dryopteris filix-mas ferns
Licorice Fern
Mexican Polypody Fern
Plumose Oak Fern
Robust Contorted Felt
fern
Sarah Lyman's Fern
Western Sword Fern

Sun tolerant Ferns

Hairy Lip Fern
Tasmanian Tree Fern

Drought tolerant ferns
tend to be sun tolerant
as well.

H O S T A S

Hostas are one of the delights of the shade garden. Sizes range from tiny miniatures to awesome large leaved varieties & from sedate single tone greens, golds, & blues to wildly variegated patterns. Although grown more for foliage than flowers, the flowers are appealing. Most flowers are large enough & filled with enough nectar to attract hummingbirds. Since we offer approximately 500 hosta varieties in this catalog, we have kept the description short & concise. If you are interested in a more detailed description of the following list as well as many more photos, please visit our website: www.SebrightGardens.com. **We ship mature, single, double or multiple division (crown) plants (depending on availability). Plants are shipped without soil with roots protected from drying out.** Whenever possible, we try & ship hostas with multiple dormant eyes that will reproduce new crowns the following year. Hostas we ship have excellent root systems so that they will re-establish well into your landscape. Hostas are grow well in Zones 3 to 9.

See page 7 for shipping rates & instructions.

HOSTA SIZE SCALE FOR MATURE CLUMP

For most hostas, height & width are similar dimensions, vase shaped or upright hostas have more height than width, broad/open shaped are wider than taller

Giant	Height greater than 30"	Medium	Height 13" to 18"
Very Large	Nearly giant size	Small	Height 7" to 12"
Large	Height 23" to 30"	Dwarf	Height 3" to 6"
Medium Large	Height 19" to 22"	Miniature	Height 3" or less

 -This camera symbol before a hosta name signifies there's a photo of this hosta in catalog; see page 1, 2, 27 & 28 for photos.

- \$13.00 ABBA DABBA DO** -Giant- Upright mound of thick, olive green leaves w/ bright yellow margins & widely undulating edges.
- 14.00 ABIQUA DRINKING GOURD** -Large- Impressive clump of rich dark blue-green leaves W/ powdered grey undersides cupped & puckered; Can hold rain in leaves; Nice effect. White flowers.
- 14.00 ALICE IN WONDERLAND** -Medium- Broad, golden yellow leaves framed by bright green borders that hold all seasons.
- 19.00 ALL THAT JAZZ** -Very Large- Semi upright mound of large, heart shaped, thick, dark green leaves w/ creamy yellow margins.
- 15.00 ALLEGAN FOG** -Medium- Twisted greenish white leaves w/ olive green flecked centers & dark green margins; Very striking!
- 20.00 ALLIGATOR ALLEY** -Medium Large- Dense mound of thick, satiny & intensely seersuckered leaves w/ chartreuse centers aging to golden yellow with wide, dark green margins; Pest resistant. Pale lavender flowers.
- 9.00 AMBER TIARA** -Small- Spreading mound thick, creamy yellow leaves; vigorous grower. Deep purple flowers in late spring.
- 16.00 AMERICAN HERO** -Medium- Thick, smooth, lightly twisted, w/ green flecks in the pure white centers w/ wide, dark green margins.
- 12.00 AMERICAN SWEETHEART** -Medium- Upright, very thick leaves w/ white centers & wide olive green margins; Nice contrast!
- 12.00 ANTIOCH** -Large- Green leaves w/ wide creamy white edges, oval & tapering to a cuspidate point; arching to the ground.
- 23.00 APPLE CANDY** -Medium- Satiny, Dense mound of heavy textured soft green leaves w/ yellow margins. Then age in summer to yellow leaves with white margins. Bell shaped, lavender flowers in late July into August.
- 15.00 APPLETINI** -Dwarf- Dense mound of attractive thick & smooth, bright shiny lemon yellow leaves aging to apple green in summer.
- 13.00 ARC De TRIUMPHE** -Large- Arching mound of heart shaped dark green leaves w/ wide variable yellow margins & prominent veins.
- 15.00  ATLANTIS** -Giant- Upright mound of thick, olive green leaves w/ wide bright yellow margins & attractive undulating edges.
- 13.00 ATOM SMASHER** -Dwarf- Lance shaped yellow leaves w/ very ruffled edges. Red & yellow seed pods.
- 19.00  AUTUMN FROST** -Medium- Very thick, intense blue leaves surrounded by very wide, bright gold margins; Stunning!
- 18.00 AVOCADO** -Large- Shiny gold leaves w/ wide dark green margins. Excellent grower! Fragrant, light lavender flowers.
- 18.00 BABY BLUE EYES** -Dwarf- Dense mound of thick, heart shaped, very blue leaves. Pale lavender flowers
- 24.00  BANANA SMOOTHIE** -Large- Upright clump of smooth, banana yellow leaves w/ soft green margins. Large, fragrant white flowers.
- 16.00 BATTLE STAR** -Medium- Semi-upright mound of thick & smooth, blue green leaves w/ chartreuse margins that age to yellow.
- 18.00 BEDAZZLED** -Small- Compact mound of thick, corrugated, blue green leaves w/ wide, bright yellow margins. Lavender flowers.
- 14.00 BEDFORD'S RISE AND SHINE** -Small- Thick & smooth, glossy green leaves w/ creamy white margins; Excellent grower.
- 19.00 BEN VERNOOIJ** -Medium- Very thick, intense blue leaves surrounded by bright gold borders that age to creamy white in summer.
- 12.00 BETCHER'S BLUE** -Medium- Dense mound of rich blue, cupped & puckered leaves; Pest resistant. Tinted lavender white flowers.
- 12.00 BIG SAM** -Giant- Broad mound of wavy dark green leaves w/ impressive pie crust edges. Pale lavender flowers.
- 12.00 BINGO** -Medium- Nicely corrugated blue-green leaves are framed by very wide gold margins & leaves have good substance.
- 15.00 BIRCHWOOD ELEGANCE** -Giant- Upright, thick & huge, dark green leaves seersuckered & puckered w/ prominent veins.
- 12.00 BLACKFOOT** -Small/Medium- Dense mound of bright yellow elongated spade shaped leaves on top of red spotted stems.
- 13.00 BLAZING SADDLES** -Medium Large- Large, oblong thick dark green leaves w/ wide, creamy white edges; Vigorous grower.
- 12.00 BLUE BARON** -Small- Attractive, open mound of elongated, thick blue leaves; Pest resistant.
- 10.00 BLUE BLUSH** -Small- Thick, upright mound of heavy substanded, smooth, dark blue wide lance shaped leaves.
- 8.00 BLUE CADET** -Medium- Neat, dense mound of heart shaped blue green leaves, color darkens in summer; Vigorous grower.
- 9.00 BLUE CLOWN** -Small- Thick, round leaves are an intense blue-green & form a dense mound. Light lavender flowers.
- 12.00 BLUE DANUBE** -Medium- Dense, horizontal mound of heavily substanded, corrugated, heart shaped very rich blue leaves.
- 8.00 BLUE DIAMOND** -Medium- Dense mound of soft blue green lightly undulating & arching lancet leaves; Pest resistant.

- 10.00 **BLUE DIMPLES** -Medium- Very thick, puckered, nearly heart shaped, pointed glaucous blue leaves; Vigorous grower.
- 15.00  **BLUE ELF** -Small- Nice, compact mound of thick, heart shaped, powdery blue leaves. Vigorous grower. Attractive flowers.
- 11.00 **BLUE JAY** -Small/Medium- Upright mound of one of the best & most intense blues w/ thick, heart shaped leaves; Pest resistant.
- 14.00 **BLUE MAMMOTH** - Very Large- Powder blue, intensely seersuckered & heavily puckered; excellent specimen plant
- 10.00 **BLUE MONDAY** -Small- Nice, compact mound of thick, heart shaped, blue green leaves. Beautiful orchid flowers
- 12.00 **BLUE MOON** -Small/Medium- Sparkling deep blue, very thick, heart shaped leaves; Pest resistant. White flowers.
- 10.00  **BLUE MOUSE EARS** -Dwarf- Very thick, almost rubbery, round, rich blue-green leaves; Pest resistant. A must have!
- 13.00 **BLUE RIVER** -Large- Large, thick, intense blue-green leaves w/ wide but subtle greenish-yellow borders; Good grower.
- 10.00 **BLUE SKIES** -Medium- Semi upright mound of thick, lightly cupped, ovate shaped blue green leaves. Pale lavender flowers.
- 16.00 **BLUEBERRY MUFFIN** -Medium- Dimpled, round powdery blue leaves on top of red speckled petioles; Makes quite a show.
- 8.00 **BOB DEANE** -Medium- Heart shaped, blue-green leaves w/ ruffled, creamy yellow margins that age to almost white in summer.
- 10.00 **BOLD EDGER** -Medium- Dense, irregular mound of prominently veined, olive-green leaves w/ cream margins aging to white.
- 15.00 **BRASS RING** -Medium Large- Corrugated, large round deep green leaves irregularly margined w/ broad bands of yellow.
- 12.00 **BRAVE AMHERST** -Medium Large- Thick, seer suckered, light blue leaves w/ creamy yellow margins aging to creamy white.
- 13.00 **BRENDA'S BEAUTY** -Medium- Lemon yellow leaves w/ variable green edges; Excellent hosta to brighten a dark area.
- 13.00 **BRIGHT LIGHTS** -Medium- Heavily puckered, very thick, glaucous, chartreuse leaves w/ blue-green margins.
- 9.00 **BROTHER RONALD** -Medium- Dense mound of thick, cupped, intense mid to dark blue dimpled leaves; Pest resistant.
- 20.00  **BROTHER STEFAN** -Medium Large- Beautiful gold leaves are framed by wide medium green borders & nicely corrugated.
- 12.00 **BULLETPROOF** -Medium- Semi-upright mound of stunning narrow heart shaped, intense blue leaves with very thick substance.
- 24.00 **CALIFORNIA GOLD RUSH** -Large- Thick, bright gold, moderately corrugated leaves w/ narrow dark green margins. Impressive.
- 10.00  **CAMELOT** -Medium- Heavily substantced, very round, cupped intense greyish-blue leaves; Seer suckered & puckered @ maturity.
- 15.00 **CAMEO** -Miniature- Fabulous dark green leaves w/ creamy white edges, Perfect for rock garden, along a walk or in a trough.
- 14.00 **CANDY DISH** -Small/Medium- Dense mound of thick, semi-glossy dark green leaves on purple stems w/ very rippled edges.
- 12.00  **CAPTAIN KIRK** -Medium Large- Nice substantced, creamy gold leaves in spring aging to yellow then ivory w/ wide dark green margins. Emerges in spring from purple shoots; Good grower. Pinkish lavender flowers from rich violet buds.
- 9.00 **CELEBRATION** -Small- Low, dense mound of wavy lance shaped leaves that are bright white w/ dark green edges; Good grower.
- 12.00 **CHAIN LIGHTNING** -Medium- Thick, oval, puckered dark green margins w/ creamy white centers. Good grower.
- 9.00 **CHARTREUSE WIGGLES** -Miniature- Thick fountain of lance shaped, very ruffled, satiny smooth, bright gold leaves.
- 16.00 **CHERISH** -Miniature- Showy dark green leaves with streaky yellow centers, perfect for rock garden. Bell shaped purple flowers
- 10.00 **CHERUB** -Small- Low, dense mound of thick, heart shaped blue-green leaves w/ wide creamy white margins; Great specimen.
- 17.00  **CHINA GIRL** -Medium- Vase shaped mound of smooth, shiny green leaves w/ lightly rippled edges atop deep red petioles.
- 12.00 **CHINESE SUNRISE** -Small/Medium- Dense, arching mound of lance shaped, glossy, bright yellow leaves aging to light olive green in summer w/ dark olive green edges on red speckled petioles. Light purple flowers in late summer.
- 14.00 **CHOPSTICKS** -Small- Upright mound of thick & smooth, satiny green leaves w/ white undersides on top of long, very red petioles.
- 13.00 **CHRISTMAS CANDY** -Medium- Thick white leaves w/ medium green margins; An improved Night Before Christmas.
- 12.00 **CHRISTMAS TREE** -Large- Very thick, deeply veined, heart shaped dark green leaves w/ creamy white edges; Intensely crinkled.
- 9.00 **CITATION** -Medium- Smooth, chartreuse to golden yellow leaves w/ wide creamy edges aging to white. Pale lavender flowers.
- 16.00 **CITY LIGHTS** -Large- Very bright luminescent gold leaves; intensely corrugated w/ great substance. Attractive white flowers.
- 18.00 **CLIMAX** -Very Large- Upright clump of lush, thick, corrugated dark green leaves w/ gold margins topped w/ lavender flowers.
- 20.00 **COAST TO COAST** -Giant- Vase shaped mound of thick, chartreuse yellow aging to bright gold, wavy, corrugated leaves.
- 10.00 **COCONUT CUSTARD** -Dwarf- Neat, dense mound of thick, yellow leaves aging to lime-green in summer atop bright purple stems.
- 17.00  **COLOR FESTIVAL** -Medium- Creamy white leaves w/ wide dark green margins divided by yellow streaks & lightly rippled edges.
- 12.00 **COLOSSAL** -Giant- Huge, almost metallic, green leaves w/ nice ruffled edges, veins deeply impressed. Pale lavender flowers.
- 10.00 **COLUMBUS CIRCLE** -Medium- Dark green w/ creamy yellow margins changing almost white at bloom time, nice substance.
- 16.00 **CON TE PARTIRO** -Dwarf/Small- Slightly rippled blue-green leaves w/ creamy white margins. Excellent grower.
- 13.00 **COOKIE CRUMBS** -Miniature- Dense mound of pretty, tear drop shaped green leaves w/ creamy white margins.
- 15.00 **COOL AS A CUCUMBER** -Large- Striking, cascading mound of long tapered, clear white leaves w/ bright green margins; Vigorous
- 10.00 **COUNTER POINT** -Medium- Narrow heart shaped, chartreuse green leaves w/ thin white margins; Vigorous grower.
- 17.00  **COUNTRY MOUSE** -Miniature- Heart shaped blue green leaves w/ pure white margins, perfect for rock garden or in a trough.
- 20.00 **CRANBERRY WINE** -Medium- Arched mound of thick, wavy, bright yellow leaves aging chartreuse atop cranberry colored stems.
- 15.00  **CREAM TOPPING** -Medium- Striking white centers w/ wide dark blue margins surrounding blue green margins on narrow, heart shaped leaves: Excellent substance & pest resistant! Lavender flowers in summer.
- 7.00 **CROWN PRINCE** -Small- Open mound of elongated chartreuse leaves aging creamy yellow w/ bright green streaking; Dynamic.
- 8.00 **CRUSADER** -Medium- Thick, heart shaped, dark green leaves powdered blue in spring w/ cream borders; Vigorous grower!
- 10.00 **CURLS** -Medium- An even, tiered mound of satiny dark green lance shaped leaves w/ very ruffled edges. Purple striped flowers.
- 12.00  **CURLY FRIES** -Small- Long, very thick tapered yellow leaves that age to near white & are intensely rippled; Vigorous grower.
- 12.00 **DANCE WITH ME** -Medium Large- Thick, heavily textured, heart shaped yellow leaves w/ wide dark green margins.
- 19.00 **DANCING QUEEN** -Large- Bright lemon-yellow wedge shaped leaves w/ wonderful ruffled edges; Good grower.
- 17.00 **DANDY LION** -Very Large- Heavily substantced, moderately corrugated, wide, ovate, bright gold leaves. Pale lavender flowers
- 16.00 **DAWES** -Medium- Thick & smooth, yellow leaves aging to white surround irregularly streaked light green then dark green margins.
- 12.00 **DAY'S END** -Large- Full, wide clump of very large ovate green leaves w/ gold margins held horizontally; Excellent substance.

- 8.00 **DEE'S GOLDEN JEWEL** -Large- An upright mound of very thick, rounded w/ a point, golden yellow leaves nicely veined.
- 14.00 **DEEP POCKETS** -Medium- Dense mound of heavily corrugated dark green leaves that are thick, seer suckered & deeply cupped.
- 11.00 **DEEP SPACE 9** -Medium- Thick, dark green leaves w/ creamy gold margins aging to creamy white in summer, slightly cupped.
- 11.00 **DEJA BLU** -Medium- Dense mound of soft blue leaves w/ yellow borders & cream lightning bolts that dance in between.
- 12.00 **DELIVERANCE** -Medium- Fountain shaped mound of smooth yet wavy satiny blue-green leaves with yellow margins.
- 14.00 **DELTA DAWN** -Large- Thick, light apple to chartreuse green corrugated leaves w/ wide white margins; Very stunning!
- 14.00 **DESIGNER GENES** -Small- Short but wide mound of bright gold leaves on attractive red petioles w/ purple flowers; Good grower.
- 16.00 **DEVON GIANT** -Giant- Enormous, dense mound of thick, dark blue-green, seersuckered & puckered leaves; Pest resistant.
- 15.00 **DEVON GREEN** -Medium- Dense, overlapping mound of heavy textured, shiny, dark olive green leaves; Super performer.
- 14.00 **DINKY DONNA** -Small- Open mound of very thick, dark green leaves w/ attractive chartreuse centers; vigorous grower.
- 10.00 **DON STEVENS** -Medium- Neat, tight mound of glossy dark green leaves w/ yellow margins aging to white w/ some streaking.
- 10.00 **DONAHUE PIECRUST** -Very Large- Exuberantly ruffled edges on large, satiny, dark green leaves. Bell shaped, white flowers.
- 9.00 **DORSET BLUE** -Small- Round, powdery, heavily substanted, silver blue leaves; Pest resistant. Bell shaped white flowers.
- 9.00 **DRAGON TAILS** -Miniature- Fast growing clump of long, narrow ruffled leaves w/ very ruffled edges; Very attractive.
- 15.00 **DREAM QUEEN** -Medium- Beautiful dark blue-green leaves w/ narrow chartreuse centers aging to white in summer.
- 15.00 **DREAM WEAVER** -Medium- Beautiful dark blue-green margins w/ narrow chartreuse centers aging to white in summer.
- 10.00 **DUST DEVIL** -Large- Heavily textured, moderately wavy, dark green leaves w/ wide creamy yellow margins. Lavender flowers.
- 12.00 **EARTH ANGEL** -Very large- Heavy textured & veined, huge, heart shaped blue-green leaves w/ creamy white borders; Wow!
- 10.00 **EL CAPITAN** -Large- Round dark sage-green, crinkled leaves w/ widely margined creamy yellow. Rich mauve bell shaped flowers.
- 16.00 **ELEANOR LACHMAN** -Small- White leaves w dark green margins surrounded by blue margins & streaks towards the centers.
- 16.00 **ELECTROCUTION** -Small/Medium- Dense mound of narrow green leaves that are twisted as though the plant has been electrocuted with yellow aging to white margins. Excellent grower. Light lavender flowers.
- 12.00 **ELEGANS** -Very Large- Very thick, intensely seersuckered & puckered, rich frosty blue leaves; A favorite classic. White flowers.
- 10.00 **ELIZABETH CAMPBELL** -Medium- Thick, heart shaped, chartreuse to gold leaves w/ wide medium green margins.
- 18.00 **EMERALD CHARGER** -Medium/ Large- Golden yellow leaves w/ wavy, wide dark green margins. Fragrant, near white flowers.
- 9.00 **EMERALD CITY CHICK** -Small- Open mound of smooth, leathery & glossy narrow heart shaped leaves w/ undulating edges.
- 16.00 **EMERALD RUFF CUT** -Medium- Open mound of striking bright gold leaves contrasted nicely w/ very rippled dark green margins.
- 20.00  **EMPRESS WU** -Giant- Enormous hosta that makes a semi-upright mound of thick, dark green leaves w/ deeply impressed veins.
- 14.00 **ENTERPRISE** -Medium Large- Slightly cupped leaves w/ bright white centers & dark green margins; Very showy.
- 9.00 **ERIE MAGIC** -Large- Medium green quilted leaves w/ soft gold margins & nice substance; Excellent grower.
- 20.00 **ETCHED GLASS** -Medium- Golden yellow dimpled leaves w/ very wide dark green, puckered margins; Vigorous grower. Fragrant.
- 14.00 **ETERNAL FLAME** -Medium- Thick, white leaves some speckled w/ green dots & broad dark green margins; A favorite.
- 14.00 **EXTASY** -Small/Medium- Thick, upright wedge shaped creamy white leaves with wide greyish blue margins; Beautiful!
- 12.00  **EYE DECLARE** -Medium- Fiery golden yellow leaves w/ deep green margins, Very showy & good grower.
- 13.00 **FAITH** -Medium- Thick, heavily corrugated, nearly heart shaped, rich gold leaves. Near white flowers in early summer.
- 8.00 **FAITHFUL HEART** -Small- Oval, bright gold leaves w/ narrow green margins & rippled edges; An excellent grower.
- 15.00 **FAN DANCE** -Medium- Bright yellow leaves, cream colored late season, w/ green margins, edges lightly rippled; Nice!
- 10.00 **FANTASY ISLAND** -Small- Elongated heart shaped, creamy yellow leaves w/ wide green margins & celadon streaking.
- 20.00 **FASHIONISTA** -Medium- Dense mound of bright gold leaves w/ pure white margins on top of attractive pinkish red petioles.
- 19.00 **FAT CAT** -Very Large- Thick & round, heavily corrugated medium gold leaves that age to bright iridescent gold; slug resistant.
- 7.00 **FEATHER BOA** -Small- Narrow, bright lime yellow, arching leaves aging to chartreuse in summer, edges rippled to kinked.
- 15.00 **FIRE AND ICE** -Medium- Thick, smooth, lightly twisted pure white leaves w/ wide dark green margins; A fabulous hosta.
- 15.00 **FIREFLY** -Small- Dark Medium green, lanced shaped leaves with creamy yellow aging to creamy white margins; Good grower.
- 16.00 **FIREPLACE** -Small- Dark green leaves w/ attractive acid yellow margins on top of bright red, dotted & streaked petioles
- 18.00 **FIRN LINE** -Medium- Thick, very blue leaves surrounded by wide, creamy white margins that brighten to pure white.
- 19.00 **FIRST DANCE** -Large- Brilliant lemon-yellow, wedge shaped leaves w/ wonderful light green margined, pie-crust edges.
- 12.00  **FIRST FROST** -Medium- Thick, blue leaves surrounded by bright gold borders that age to frosty white in summer; Superb!
- 12.00 **FIRST MATE** -Small/Medium- Upright fountain of lance shaped, rippled bright gold leaves w/ wide dark green margins.
- 15.00 **FLASH OF LIGHT** -Medium- Thick, smooth, pure white leaves w/ wide dark green margins; Holds colors all seasons.
- 18.00  **FLEMISH GOLD** -Medium- Upright mound of bright gold, thick, smooth narrow heart shaped, gently rippled leaves.
- 16.00 **FLEMISH SKY** -Medium- Heavy substanted smooth, chalky deep blue wedge shaped leaves with white backs; Very showy.
- 22.00  **FORBIDDEN FRUIT** -Medium- Stunning, bright orange-gold, very thick leaves w/ wide blue-green margins. Pale lavender flowers.
- 8.00 **FOREST SHADOWS** -Small- Heart shaped green leaves edged & streaked w/ dark blue-green that lasts all summer.
- 13.00 **FRAGRANT DREAM** -Large- Upright dark green leaves w/ bright yellow margins; rapid growth. Large, fragrant white flowers.
- 12.00 **FRAGRANT GOLD** -Large- Heavy substanted gold green progressing to gold leaves. Fragrant pale lavender flowers.
- 14.00 **FRAGRANT KING** -Large- Frosty green leaves turning glossy later in the season w/ bold white edges. Fragrant white flowers.
- 12.00 **FRANCEE** -Medium Large- A dense mound of rich dark green leaves w/ distinct white borders; Excellent performer all seasons.
- 8.00 **FRIED GREEN TOMATOES** -Large- Upright clump of frosty green leaves turning glossy later in the season. Fragrant white flowers
- 10.00 **FROSTED DIMPLES** -Small/Med- Thick, pebbled, blue leaves w/ creamy yellow margins; Blue color holds well through summer.
- 14.00 **FROSTED FROLIC** -Small- Semi round, blue-green leaves widely edged & streaked w/ creamy yellow. Vigorous grower.
- 16.00 **FROSTED MOUSE EARS** -Miniature -Attractive, rich blue-green leaves w/ attractive yellow margins that age to creamy white.

- 12.00 FROZEN MARGARITA** -Large-Upright clump of beautiful glossy chartreuse gold leaves w/ white margins; Good grower. Fragrant.
- 15.00 FRUIT PUNCH** -Medium- Brilliant golden yellow leaves w/ rippled edges on top of speckled, cherry red petioles.
- 14.00 FUJIBOTAN** -Medium- Cascading mound of medium green foliage topped w/ beautiful, fully double lavender flowers. Mature clumps are capable of producing 50+ flowers per stem in mid to late summer.
- 12.00 GAIJIN** -Miniature- Upright tiny mound of green leaves w/ gold margins that ages to white. Purple striped, trumpet shape flowers.
- 16.00 GARDEN PARTY** -Very Large- Upright mound of bright gold, thick, corrugated leaves w/ narrow green margins. White flowers.
- 14.00 GARDEN TREASURE** -Large- Lush, corrugated, broadly oval dark green leaves w/ bright gold margins. Excellent performer.
- 10.00 GAY BLADE** -Medium- Upright fountain of smooth bluish grey green leaves & ruffled edges of pure white w/ excellent substance.
- 79.00  GENTLE GIANT** -Giant- Glaucous, oval to slightly heart shaped & cupped blue leaves w/ elegant upright growth habit. Very robust, pest resistant, the best blue hosta for sun tolerance; Truly outstanding hosta in all aspects & exceptionally Beautiful.
- 18.00 GEORGE SMITH** -Large- Thick, gold centers w/ wide blue-green margins; very round & puckered.
- 19.00 GEORGIA SWEETHEART** -Medium- Semi upright mound of thick, smooth leaves w/ yellow centers & olive green margins.
- 13.00 GHOST SPIRIT** -Medium- Thick, smooth, heart shaped white leaves misted w/ dark blue-green & widely margined blue-grey.
- 15.00 GIANTLAND SUNNY MOUSE EARS** -Dwarf -Dense mound of thick, heart shaped medium gold leaves; pest resistant.
- 7.00 GINKO CRAIG** -Small- Dark green arching leaves w/ pure white margins, slightly corrugated w/ rippled edges; Good grower.
- 12.00 GINSU KNIFE** -Medium -Very upright clump of wide, undulating shiny olive green leaves w/ serrated edges & creamy margins.
- 14.00 GLAMOUR** -Small- Open mound of elliptical creamy yellow aging to white leaves w/ green margins streaking towards center.
- 13.00 GOLD REGAL** -Giant- Vase shaped mound of thick chartreuse leaves that age to creamy yellow. Greyish-mauve bell flowers
- 9.00 GOLD STANDARD** -Medium Large- Creamy gold in spring turning yellow then ivory w/ dark green margins, slightly cupped.
- 12.00 GOLDEN NEEDLES** -Miniature- Thick, oval, gold leaves w/ green flecks throughout the leaves w/ rippled edges.
- 12.00 GOLDEN SCULPTURE** -Very Large- Vase shaped mound of bright gold, thick, corrugated leaves. White flowers in mid-summer.
- 10.00 GOLDEN SPIDER** -Small- Dense, spreading mound of thick narrow heart shaped chartreuse yellow leaves; Excellent grower.
- 14.00 GOLDEN WAFFLES** -Large- Heavily substanted, deeply seersuckered, waffled bright gold leaves.
- 15.00 GOLIATH** -Giant- Huge clump of gracefully arching, medium green leaves that are slightly rippled. A rare hosta.
- 15.00 GOOSEBERRY SUNDAE** -Medium -Dense mound of thick, dark olive green leaves on top of burgundy red petioles w/ red bleeding into leaves; Good grower. Attractive lavender purple flowers on red stems in late summer.
- 16.00 GRAND CANYON** -Large- Upright mound of large, thick, glossy & deeply veined, long chartreuse leaves w/ heavily ruffled edges.
- 17.00 GRAND MARQUEE** -Medium- Stunning, slightly cupped, blue green leaves w/ gold flame in centers that age to creamy white.
- 13.00 GRAND SLAM** -Medium- Domed mound of thick, very leathery & shiny, dark olive green leaves w/ very rippled edges.
- 9.00 GRAND TIARA** -Small/Medium- Spreading mound of bright green leaves w/ wide creamy yellow edges; vigorous grower.
- 18.00 GRAY COLE** -Giant- Billowing mound of thick, seersuckered & puckered, gray-blue aging to gray-green leaves. Near white flowers
- 14.00 GREEN ACRES** -Giant- Gracefully arching, satiny rich, deeply corrugated, medium green leaves. Lavender flowers.
- 8.00 GREEN EYES** -Miniature- Lots of narrow, lance shaped, rippled bright gold leaves w/ dark green margins; Very fine!
- 12.00 GREEN GALAXY** -Large- Upright mound of thick, dark blue-green puckered, cupped or convex leaves; Showy large green hosta.
- 12.00 GREEN WITH ENVY** -Small- Wide clump of ovate shaped, bright gold leaves w/ irregular green margins. Purple flowers.
- 17.00 GUARDIAN ANGEL** -Very Large- Heavily textured & veined, glaucous blue margins w/ greenish white centers.
- 14.00 GUN SMOKE** -Large- Full clump of wide, very large heart shaped metallic blue leaves w/ prominent veins & wonderful ruffled edges.
- 10.00 HADSPEN HAWK** -Medium- Dense, compact mound of heavily substanted, heart shaped blue-green leaves; Excellent grower.
- 9.00 HALCYON** -Medium- Heavy textured, very blue leaves; Super performer & pest resistant; Also makes a nice hosta for containers.
- 15.00 HALF AND HALF** -Small/Medium- Smooth & thick, heart shaped leaves w/ pure white centers & wide intense blue-green edges.
- 16.00 HANDS UP** -Small- Very upright, smooth, very thick, almost rubbery, olive green lace shaped leaves w/ very narrow yellowish gold rippled margins & glossy undersides. Bell shaped lavender flowers in late summer.
- 12.00 HARPOON** -Medium- Dense mound of shiny dark green harpoon shaped leaves w/ wide yellow margins & are moderately wavy.
- 16.00 HARRIETTE WARD** -Giant- Impressive mound of bright gold, thick, ovate shaped, corrugated leaves.
- 15.00  HARRY VAN DE LAAR** -Medium- Smooth, greyish green leaves w/ white backs on top of red petioles with red bleeding into the leaves; Makes quite a show. Lilac flowers in late summer.
- 10.00 HARVEST GLOW** -Medium Large- Open mound of thick, medium gold, oblong-ovate shaped leaves are lightly wavy & corrugated.
- 10.00 HEART & SOUL** -Small- Heavy substanted, heart shaped leaves w/ gold centers & dark green margins. Pale lavender flowers.
- 12.00 HEART'S CONTENT** -Medium- Showy dark green heart shaped leaves w/ white margins & transitional celadon splashing.
- 18.00 HEAT WAVE** -Medium- Heavily puckered, very thick, glaucous chartreuse leaves w/ very wide blue green margins; Showy.
- 20.00 HER EYES WERE BLUE** -Medium- Domed mound of thick, lightly corrugated, intense silver-blue leaves with very rippled edges.
- 10.00 HIGH NOON** -Large- Upright mound of puckered, elegantly pointed, bright gold leaves; makes a great clump. Lavender flowers.
- 18.00  HIGH SOCIETY** -Small- Bright yellow centers that age to white in summer w/ wide blue margins; Leaves are thick & smooth.
- 13.00 HIGH TIDE** -Medium- Nice, compact clump of frosty blue green, heart shaped leaves. Good grower. Lavender flowers.
- 29.00  HIS HONOR** -Very Large- Very large mound of large, rounded medium green leaves surrounded by wide margins that emerge greenish-yellow then ages to a creamy white; Excellent substance. Near white flowers in June.
- 15.00 HOLY MOLE** -Large- Shiny gold leaves w/ wide dark green margins; Excellent grower.
- 10.00 HONEYSONG** -Medium/Large- Dense mound of rich green leaves w/ bright yellow edges aging to creamy white; Good substance.
- 29.00 HOT KISS** -Medium- Brassy gold leaves w/ powder blue borders; Vigorous grower. Pinkish lavender flowers.
- 16.00  HUDSON BAY** -Medium- Very thick, round puckered blue green margins w/ creamy centers. Good grower.
- 10.00 HUSH PUPPIE** -Dwarf -Ovate shaped grey-green leaves w/ creamy white margins; Excellent grower.

- 9.00 HYDON SUNSET** -Small- Thick mound of bright yellow lance shaped leaves; Vigorous & rapidly increases to a nice mound.
- 20.00 HYUGA URAJIRO** -Small- Stunning, open mound of spear like, thick frosty blue leaves w/ yellow streaks. The undersides have a metallic silver coloration. White flowers
- 8.00 ICE CREAM** -Small- Very round, deep dark olive green leaves w/ gold margins; Nice substance & silky texture; Great hosta.
- 6.00 ILLICIT AFFAIR** -Small- Compact mound of oval green leaves w/ narrow, bright gold margins & rippled edges; Excellent grower.
- 17.00 IMP** -Miniature- Ovate shaped deep green leaves w/ creamy white margins, perfect for rock garden, along a walk or in a trough.
- 18.00 IMPERIAL PALACE** -Large- Attractive creamy yellow, prominently veined leaves w/ dark green margins. Center ages to white.
- 8.00 INAHO** -Small- Thick clump of lanced shaped green leaves heavily streaked w/ gold. Streaking is stable; Excellent specimen!
- 10.00 INDEPENDENCE** -Medium- Thick, smooth, dark green leaves w/ wide white margins that are speckled w/ green.
- 10.00 INDY PARADE LAP** -Small- Very rippled, lance shaped satiny green leaves w/ creamy gold margins. Makes an excellent edger.
- 14.00 INNISWOOD** -Medium/Large- Stunning open faced clump of thick, crinkled bright gold leaves w/ sharp, dark green margins.
- 12.00 INVINCIBLE** -Medium- Thick, glossy & leathery bright olive green leaves w/ distinctive rippled edges. Fragrant lavender flowers.
- 17.00 INVINCIBLE SPIRIT** -Medium- Upright mound of shiny, light green leaves w/ rippled margins on top of cherry red stems. Fragrant.
- 15.00 IRISH LUCK** -Medium Large- Thick, glossy, dark green leaves w/ pie crust rippled margins; Vigorous. Fragrant lavender flowers.
- 9.00 IRON GATE GLAMOUR** -Medium Large- onderful olive green leaves w/ widely margined creamy yellow edges. Fragrant flowers.
- 20.00  ISLAND BREEZE** -Small/Medium- Thick, bright acid yellow leaves w/ wide, attractive dark green margins on top of bright red, dotted & streaked petioles. Centers age to chartreuse in shade & light yellow w/ sun. Lavender flowers in late summer.
- 13.00 IVORY NECKLACE** -Medium- Broad mound of oval, medium green leaves with creamy white edges; Vigorous grower.
- 16.00 JABULANI** -Medium Large- Very thick, dimpled, wide chartreuse leaves aging to medium gold w/ attractive green margins.
- 17.00 JERRY LANDWEHR** -Medium Large- Dense mound of white, heart shaped leaves w/ dark green margins. Lavender flowers.
- 15.00 JIMINY CRICKET** -Dwarf- Dense mound of small, round, bright yellow leaves that age to chartreuse later in season; Cute.
- 16.00 JOURNEY'S END** -Large- Very broad (6' wide) mound of large, heart shaped yellow gold leaves w/ wide dark green rippled edges.
- 15.00  JUHA** -Small- Goldish-green leaves are surrounded by very wavy white margins that age in summer to yellow-green.
- 10.00 JULIA** -Medium- Moderately dense, semi upright mound of bluish green leaves edged cream that turn white w/ age.
- 10.00 JULIE MORSS** -Medium- Dense mound of chartreuse aging to pale yellow leaves w/ medium green, irregular margins.
- 15.00 JUNE** -Medium- Oh so pretty gold centers w/ blue margins & streaking; Excellent substance, truly outstanding! A Best!
- 16.00 JUNE FEVER** -Medium- Heavily textured, shiny, bright gold centers w/ darkest olive green margins; Centers age to olive green.
- 18.00 JURASSIC PARK** -Giant- Enormous, thick, broadly ovate, heavily puckered & corrugated green leaves; Vigorous.
- 8.00  KABITAN** -Small/Medium- Fountain of narrow, lance shaped & rippled, bright gold leaves w/ dark green margins; Nice in a pot.
- 14.00 KATHERINE LEWIS** -Medium- Open mound of beautiful gold leaves aging to buttery yellow w/ narrow dark green margins.
- 12.00 KATIE Q** -Medium- Dense mound of wavy blue-green leaves w/ bright gold edges; Vigorous grower.
- 15.00 KEY LIME PIE** -Large- Broad, open mound of large bluish green leaves w/ wide yellow margins, prominent veins rippled edges.
- 12.00 KINAKUTU OTOME** -Miniature- Dense mound of thumbnail sized, heart shaped yellow leaves w/ green margins, Center darkens.
- 12.00 KIFUKURIN KO MANE** -Miniature- Dense mound of wide-lancelot shaped dark green leaves w/ bright yellow wavy margins.
- 12.00  KIWI FULL MONTY** -Medium- Frosty blue leaves w/ blue-green centers surrounded by a white line; Centers age to bright gold.
- 14.00 KOMODO DRAGON** -Giant- Open, semi-vase shaped mound of thick, blue tinted, dark green leaves w/ evenly rippled margins.
- 12.00 LADY IN WAITING** -Giant- Dense mound of thick, wide & elongated gold leaves that are prominently veined & seersuckered
- 17.00 LAKEPORT BLUE** -Very Large- Thick, intense blue-green leaves, seer suckered & deeply cupped. Palest lavender white flowers.
- 15.00 LAKESIDE BABY FACE** -Small- Dense mound of medium green leaves w/ wide, slightly wavy creamy white margins; Vigorous.
- 14.00 LAKESIDE BEACH BUM** -Medium- Stiff, open mound of thick, blue green, heavily corrugated, cupped & puckered leaves.
- 19.00 LAKESIDE BEACH CAPTAIN** -Medium Large- Thick, corrugated, creamy yellow leaves, w/ wide dark blue-green margins.
- 12.00 LAKESIDE CHA CHA** -Medium- Upright mound of heavily substanded, lime green leaves w/ white margins & slightly rippled edges.
- 10.00 LAKESIDE COAL MINER** -Medium- Very shiny, dark black-green leaves w/ undulating edges. Dark purple flowers.
- 10.00 LAKESIDE HOOLA HOOP** -Small- Dense mound of lance shaped bright green leaves w/ wavy edges & creamy yellow margins.
- 14.00 LAKESIDE JAZZY JANE** -Large- Thick, lightly corrugated, heart shaped dark green, glossy leaves w/ creamy white edges
- 18.00 LAKESIDE METER MAID** -Medium- Thick, white centered satiny leaves surrounded by wide irregular streaked gold & chartreuse then surrounded by dark green margins that are lightly rippled; Beautiful! Pale lavender flowers in late summer.
- 15.00 LAKESIDE OLD SMOKEY** -Medium- Broad mound of widely ovate, smokey, blue-green leaves w/ pie crust rippled margins.
- 19.00 LAKESIDE PROPHECY FULFILLED** -Medium- Rich dark green leaves w/ heavy pebbling w/ fine serrated edges & yellow margins.
- 11.00 LAKESIDE RHAPSODY** -Medium- Semi upright mound of thick, lightly cupped, blue-green leaves w/ wide creamy white edges.
- 16.00 LAKESIDE SCAMP** -Dwarf- Dense mound of aqua blue-grey leaves w/ yellow aging to white margins; Good grower.
- 15.00 LAKESIDE SPELLBINDER** -Medium- Striking, white leaves w/ dark green margins topped w/ white flowers; Vigorous grower.
- 12.00 LAKESIDE STORM WATCH** -Small- Upright, very wavy, shiny very dark green elliptical leaves; Quite attractive. Purple flowers.
- 14.00 LAKESIDE TYCOON** -Large- Large mound of thick, dark blue green leaves; Vigorous grower & pest resistant
- 13.00 LAURA AND DARRELL** -Large- Heavily puckered & corrugated, round dark green leaves w/ wide bright yellow borders.
- 7.00 LEATHER SHEEN** -Small- Nice mound of pointed, thick, dark green very glossy leaves. Bell shaped pale lavender flowers.
- 7.00 LEMON DELIGHT** -Small- Limey green w/ yellow border; prominently veined lance shaped leaves; Sport of Lemon Lime.
- 7.00 LEMON FROST** -Small- Wavy, chartreuse, prominently veined lance shaped leaves w/ pure white margins; Very vigorous!
- 18.00 LEMON ICE** -Medium- Lemony yellow leaves on attractive red stems. Purple flowers in late summer.
- 16.00 LEMON JUICE** -Medium- Open mound of thick, long, elliptical creamy yellow leaves w/ wide, dark green margins.
- 7.00 LEMON LIME** -Small- Wavy lance shaped, bright gold aging to chartreuse gold; Very vigorous & an exceptional edger.

- 10.00 **LEMONTINI** -Dwarf- Compact mound of attractive, slightly shiny & smooth, chartreuse aging to lemon yellow leaves.
- 10.00 **LEOLA FRAM** -Medium- Upright mound of heart shaped, seersuckered, dark green leaves w/ creamy white margins.
- 14.00 **LIGHT EVERLASTING** -Small- Open mound of dimpled, medium green leaves w/ wide, creamy yellow margins. Lavender flowers
- 12.00 **LIME FIZZ** -Dwarf- Dark green leaves w/ irregular white borders on lance shaped leaves of good substance. Vigorous grower.
- 16.00 **LIME PIECRUST** -Large- Heavily veined, thick, lime to light yellow leaves w/ piecrust ruffled edges; Pest resistant.
- 8.00 **LIME SHAG** -Dwarf- Small wavy, bright gold, aging to chartreuse gold, lance shaped leaves; Vigorous grower making a nice edger.
- 9.00 **LIMEY LISA** -Miniature- Thick, heart shaped, golden leaves that age to lime-green; Really cute! Has lavender flowers.
- 17.00 **LIONHEART** -Medium- Thick, heavily corrugated leaves w/ white centers & wide blue green margins; Pest resistant.
- 9.00 **LITTLE AURORA** -Small- Thick, slightly cupped & puckered, bright gold leaves w/ metallic sheen; A real eye catcher!
- 10.00 **LITTLE DEVIL** -Miniature- Dense mound of elongated green leaves w/ gold margins that age to white later in the season.
- 9.00 **LITTLE RED ROOSTER** -Small- Semi-upright mound of lance shaped, wavy, satin green leaves atop red stems; Vigorous.
- 10.00 **LITTLE SUNSPOT** -Small- Thick, cupped bright gold leaves w/ irregular dark green margins & transitional streaking; Exceptional!
- 10.00 **LITTLE TREASURE** -Dwarf- Thick, long, narrow white leaves that are lightly folded w/ very white blue green borders.
- 10.00 **LUCY VITOLS** -Medium- Thick, round, very cupped & puckered yellow leaves w/ wide blue margins; Pest resistant.
- 17.00 **MADE IN SPADES** -Dwarf- Mound of yellow, narrow heart shaped leaves edged w/ green margins; Good grower. Lavender flowers.
- 15.00  **MAGIC ISLAND** -Medium- Thick leaves have wide blue-green borders & yellow centers that age to creamy white.
- 14.00 **MARDI GRAS** -Very Large- Very large, heart shaped dark green leaves w/ lovely variable white margins; Impressive clump!
- 16.00 **MARGIE'S ANGEL** -Large- Attractive yellow, heart shaped, prominently veined leaves w/ wide, dark green margins.
- 17.00 **MARIACHI** -Large- Upright mound of frosted to glossy green leaves w/ muted to bright yellow margins. Excellent grower. Fragrant.
- 12.00 **MARUBA IWA** -Small- Thick, very smooth, satiny medium green, heart shaped leaves; Pest resistant. Pale purple flowers.
- 12.00 **MARY MARIE ANN** -Small- Twisted, wide, dark green rippled borders w/ creamy yellow centers aging to ivory then chartreuse.
- 15.00 **MAY** -Medium- Smooth, bright golden yellow, narrow heart shaped leaves w/ excellent substance. Pest resistant.
- 10.00 **MIDDLE RIDGE** -Medium- Smooth wavy green w/ white in 1/3 center of each leaf. Pale lavender flowers
- 24.00 **MIDNIGHT AT THE OASIS** -Medium- Thick, wide & twisted, white leaves w/ many green speckles & rich dark green borders.
- 17.00 **MIDNIGHT SUN** -Very Large- Upright mound of bright golden yellow leaves w/ prominent veins & lightly rippled margins..
- 12.00 **MIDWEST MAGIC** -Medium-Large- Slightly corrugated, chartreuse gold leaves w/ wide, dark green margins; Nice substance.
- 18.00 **MIGHTY MOUSE** -Miniature- Very attractive, thick, rubbery like, nearly round, rich blue-green leaves w/ attractive yellow margins.
- 18.00 **MIKI** -Medium/Large- An open mound of thick, rounded, yellow, lightly wavy leaves. Violet flowers in July.
- 19.00  **MINI SKIRT** -Dwarf- Very ruffled & thick, nearly round rich blue-green leaves w/ creamy yellow margins; Vigorous grower.
- 11.00 **MINUTEMAN** -Medium- Heavy substantiated, satiny dark green leaves w/ wide white margins; Spring shoots emerge rich violet.
- 12.00 **MISS LINDA SMITH** -Medium- Widely ovate blue-grey to green leaves w/ lightly rippled edges atop dark purplish red stems.
- 11.00 **MISS RUBY** -Small- Smooth green, wedge shaped leaves w/ dark red stems w/ red extending into the leaves; Unique.
- 14.00 **MISS SAIGON** -Large- Satiny dark green leaves w/ creamy white margins; A vigorous grower. Fragrant white flowers
- 16.00 **MONSOON** -Large- Broad mound of large, thick, heart shaped, corrugated yellow-gold leaves w/ wide dark green, rippled margins.
- 8.00 **MOON RIVER** -Medium- Thick, heart shaped blue-green leaves w/ wide white margins & streaking towards midrib.
- 10.00 **MOONLIGHT** -Medium Large- Olive green leaves aging to gold w/ white margins & ribbed veins; Gold Standard sport.
- 12.00 **MOONLIGHT SONATA** -Medium Large- Wide, distinctive, powdery blue-green leaves aging to shiny green in mid summer.
- 12.00 **MOONSTRUCK** -Medium- Thick white leaves w/ blue-grey margins & lightly rippled edges; Vigorous grower for so much white.
- 18.00  **MOUNT TOM** -Medium/Large- Thick & large, intense blue leaves w/ bright yellow margins; Very striking & beautiful.
- 17.00 **MOURNING DOVE** -Medium- Attractive, low, open mound of blue grey leaves w/ silvery white backs & creamy yellow margins.
- 16.00 **MOUSE TRAP** -Miniature- Attractive, thick, nearly round, rich blue-green leaves w/ attractive creamy white centers & blue flecks.
- 14.00 **MURIEL SEAVER BROWN** -Very Large- Very thick, crinkled & cupped bright blue-green leaves w/ a quilted pattern.
- 20.00  **MY MARIA** -Small- Dense mound of lance shaped ivory white leaves w/ rippled, dark green margins. Centers darken in summer.
- 14.00 **MYSTIC STAR** -Medium- Dense, horizontal mound of thick, corrugated, heart shaped, pointed blue leaves; Pest resistant.
- 15.00 **NANCY** -Medium- Very thick, brilliant gold, shiny, lightly cupped heart shaped leaves w/ rippled margins. Lavender flowers.
- 18.00  **NEPTUNE** -Large- Cascading mound of thick, wedge shaped, blue leaves w/ heavily rippled margins. Lavender flowers.
- 14.00 **NESMITH'S GIANT** -Giant- Heavily corrugated thick medium green, broadly oblong leaves. Near white flowers.
- 12.00 **NIGHT BEFORE CHRISTMAS** -Medium/large- Leaves w/ olive green margins surround broad white centers; Robust grower.
- 12.00 **NIGHTLIFE** -Medium- Thick, satiny bluish green to dark green leaves that are slightly cupped; Good grower. Fragrant flowers.
- 10.00 **NIGRESCENS** -Very Large- Thick, upright ash grey blue leaves very cupped & seer suckered; Shoots emerge almost black.
- 13.00 **NORTHERN EXPOSURE** -Giant- Very thick, round puckered blue green leaves w/ wide yellow margins aging to ivory white.
- 12.00 **OLD GLORY** -Large- Showy clump of heart shaped chartreuse aging to gold leaves w/ streaked dark green rippled margins.
- 14.00  **OLIVE BAILEY LANGDON** -Large- Very thick, round, heavily corrugated blue-green leaves w/ gold margins; Best of type.
- 13.00 **OLIVE BRANCH** -Medium- Heart shaped olive-green leaves w/ streaky butterscotch centers; very unique.
- 12.00 **OLYMPIC SILVER MEDAL** -Medium- Thick silvery, blue-green leaves; Pest resistant & excellent grower. Bluish lavender flowers.
- 12.00 **OLYMPIC SUNRISE** -Medium- Very thick leaves have wide blue-green borders & golden centers that age to parchment white.
- 15.00 **ONE MAN'S TREASURE** -Medium- Arching thick, bright, dark green leaves w/ olive green stems dotted bright burgundy.
- 20.00 **OOH LA LA** -Medium Large- Creamy white leaves w/ irregular dark green margins making a striking contrast. Pale purple flowers.
- 12.00 **OPHIR** -Small/Medium- Elongated bright lemon-yellow, satiny leaves darkening in summer, w/ widely rippled edges above cherry-red to mahogany dotted petioles.

- 12.00 OPS** -Small- Thick, light green leaves w/ wide creamy-white borders; Vigorous grower for a mini! Pale lavender flowers.
- 24.00 ORANGE MARMALADE** -Medium Large- Very attractive bright orange-gold thick leaves w/ a quilted pattern & blue green margins.
- 12.00 OSPREY** -Medium- Semi upright mound of very thick, cupped, heart shaped deep grey-blue leaves. White flowers.
- 14.00 PANDORA'S BOX** -Miniature- Fabulous satiny, dark grey-green leaves w/ streaky, cream white centers. Dark lavender flowers.
- 15.00 PARADIGM** -Large- Nice puckered & intensely seer suckered, thick gold leaves w/ blue-green margins; Sun tolerant.
- 18.00 PARADISE GLORY** -Medium Large- Thick & dimpled, chartreuse to orange colored leaves w/ wide blue margins; vigorous growth.
- 15.00 PARADISE JOYCE** -Medium- Overlapping mound of thick leaves that emerge blue then centers age to beautiful gold then lemon yellow later in season with narrow blue margins & streaks of blue to centers. Lavender grey flowers.
- 10.00 PARADISE SUNSET** -Dwarf- Medium green, lance shaped leaves w/ bright yellow borders; Very vigorous. Dark purple flowers.
- 16.00 PARADISE TRITONE** -Small/Medium- Pointed leaves are chartreuse aging to bright yellow w/ dark green, lightly rippled margins
- 10.00 PARKY'S PRIZE** -Medium- Dark green leaves w/ creamy gold borders; Increases rapidly into a stunning clump. Lavender flowers.
- 19.00 PARTY STREAMERS** -Small/Medium- Dense mound that lives up to it's name w/ long, narrow, wiggly yellow leaves; Vigorous.
- 15.00 PATHFINDER** -Medium- Thick, wide white leaves w/ many green speckles & wide irregular, rich dark green borders.
- 10.00 PATRIOT** -Medium- Semi-upright mound of heavily substantced, satiny dark green leaves w/ wide white margins.
- 14.00 PAUL'S GLORY** -Large- Thick, quilted pattern on chartreuse to orange to ivory white leaves w/ blue green margins.
- 13.00 PEANUT** -Small- Heavily corrugated, creamy yellow centers that age to white w/ streaks from the dark green margins.
- 15.00 PEPPERMINT CREAM** -Small- Round, prominently veined, puckered, soft buttery gold leaves w/ shadowy, mid-green margins.
- 21.00 PERMAFROST** -Medium- Thick, intense blue leaves with very wide, bright gold margins that age to creamy white in summer.
- 16.00 PEWTERWARE** -Small- Compact mound of very thick, heavily frosted, perfectly smooth aqua-blue leaves w/ lightly ruffled edges.
- 9.00 PIEDMONT GOLD** -Large- Thick, glowing chartreuse leaves quickly aging to golden yellow, broad & flat yet dimpled.
- 8.00 PILGRIM** -Small- A dense mound of grey-green to dark green leaves w/ wide golden yellow aging to creamy white margins.
- 15.00 PINEAPPLE UPSIDEDOWN CAKE** -Medium- Lance shaped bright yellow leaves w/ green rims; A real eye catcher!
- 22.00 PIN-UP** -Medium- Slightly arching mound of dark green leaves w stunning white in the center 1/3 of each leaf; Nice substance.
- 16.00 PIRATE'S COVE** -Dwarf- Mound of arrow-shaped leaves w/ white centers edged by dark green margins.
- 18.00 POPCORN** -Small/Medium- Dense clump of thick, cupped & dimpled, cream-white leaves framed w/ wide blue-green margins.
- 10.00 PRAIRIE MAGIC** -Large- Very dark green leaves w/ sharply contrasting gold margins; Pale lavender flowers in mid summer.
- 15.00 PRAIRIE MOON** -Medium- Thick, bright yellow, wedge shaped leaves w/ silver reverses. Large, bell shaped violet flowers.
- 14.00 PRAIRIE'S EDGE** -Medium/Large- Attractive mound of striking bright gold, lightly corrugated leaves w/ dark green margins.
- 16.00 PRAYING HANDS** -Medium- Very upright, smooth, olive green lancelet leaves w/ very narrow yellowish-gold rippled margins.
- 21.00 PRINCE OF DARKNESS** -Medium- Thick, wide & twisted, white leaves w/ rich dark green borders; Very showy.
- 18.00 PRINCE OF WALES** -Giant- Tiered mound of thick, elegant, enormous blue grey leaves that are dimpled w/ lightly rippled edges.
- 17.00 PROM QUEEN** -Medium- Three distinct colors w/ yellow centers, wide blue green margins & bright green in between.
- 16.00 PUNKY** -Small- Heavily substantced, golden yellow, wedge shaped leaves w/ deep powdery blue margins; Pest resistant.
- 24.00 PURE HEART** -Dwarf- Very attractive, thick, nearly round lemon yellow leaves surrounded by rich blue-green margins.
- 12.00 PURPLE GLORY** -Medium- Narrow heart shaped, dark green leaves w/ wavy edges on top of beautiful purple stems; Good grower.
- 18.00 PURPLE HEART** -Medium- Compact, dense mound of narrow, heart shaped, glossy, lime green w/ red purple at the base of the leaves on top of beautiful reddish dark purple stems; Good grower. Purple flowers late summer/early fall.
- 12.00 QUEEN JOSEPHINE** -Medium- Glossy dark green leaves w/ yellow margins aging to white in summer; Has nice lacquered finish.
- 14.00 QUEEN OF THE SEAS** -Large- Fountained mound of stunning, blue pointed heart shaped, very thick leaves w/ piecrust margins.
- 9.00 RADIANT EDGER** -Small- Striking dark green, thick leaves bordered in gold, vigorous grower & great along borders.
- 14.00 RADIANT STAR** -Small- Striking hosta w/ very thick, dark green leaves & very wide, gold margins, vigorous grower.
- 16.00 RAINFOREST SUNRISE** -Small- Open facing mound of heavy textured & intensely dimpled, bright gold leaves w/ green margins
- 12.00 RASCAL** -Large- Thick, bright yellow leaves w/ chartreuse margins giving a pretty bitone look. Pale violet flowers.
- 21.00 RASPBERRY SUNDAE** -Small- Unique creamy white leaves w/ olive green margins on top of burgundy red petioles; Showy.
- 14.00 RED DOG** -Medium- Vase shaped mound of thick, long, quite ruffled, wavy, shiny green leaves atop cherry red petioles. Vigorous.
- 14.00 RED DRAGON** -Medium- Nicely rippled shiny bright green leaves reminiscent of dragon wings held upright on red stems.
- 9.00 RED HOT FLASH** -Small- Upright, spreading mound of thick, rich yellow leaves w/ wide green margins atop red stems.
- 14.00 RED OCTOBER** -Small/Medium- Smooth, dark grey-green leaves distinctive rippled edges & bright red & speckled petioles.
- 10.00 REPTILLIAN** -Medium- Very thick, leathery, seer suckered & puckered, blue-grey leaves w/ pie crust edges; Quite unique.
- 10.00 RHAPSODY** -Medium- A dense, tiered mound of long & oblong, deeply veined, arching dark sage green leaves w/ white margins.
- 15.00 RICH UNCLE** -Medium Large- Very thick, dimpled, wide chartreuse leaves aging to medium gold. White flowers.
- 15.00 RIPPLE EFFECT** -Small- Horizontal mound of long yet narrow, very rippled gold leaves w/ narrow blue green margins.
- 13.00 RISING SUN** -Large- Wonderful, upright & thick, bright shiny lemon yellow leaves. Lavender flowers.
- 10.00 ROBERT FROST** -Large- Thick, frosted grey green leaves w/ white cream to white feathered margins. White flowers.
- 12.00 ROCK ISLAND LINE** -Small- Medium green leaves w/ wide creamy white margins; Excellent for a rock garden or front border.
- 16.00 ROSEDALE GENEVIEVE** -Very Large- Upright mound of moderately corrugated, bright gold leaves w/ excellent substance.
- 15.00 ROSEDALE TRACTOR SEAT** -Large- Big, round (shaped like the name), cupped & corrugated green leaves.
- 18.00 ROYAL CREST** -Very Large- Heavily substantced medium green, shiny leaves w/ rippled edges. Large, fragrant white flowers.
- 14.00 ROYAL TAPESTRY** -Medium/Large- Thick, dark green leaves w/ wide golden butterscotch yellow borders.
- 17.00 RUFFLED MOUSE EARS** -Dwarf- Showy clump of thick, rich blue-green leaves w/ rippled & frilled edges; Vigorous.
- 16.00 SATISFACTION** -Very large- Arching mound of dark blue-green leaves w/ wide bright gold wavy edges; Piedmont Gold sport.

- 10.00 SAVANNAH** -Large- Olive green leaves w/ rippled, creamy yellow borders aging to white in summer. Fragrant lavender flowers.
- 12.00 SEA BEACON** -Medium- Bright yellow-green rippled leaves w/ white margins; Colors enhance with age. Very attractive.
- 10.00 SEA FIRE** -Medium- Leaves emerge fiery golden yellow in spring from red shoots then age to chartreuse in summer; Good grower.
- 15.00 SEA GULF STREAM** -Medium- Cascading mound of thick, chartreuse leaves that age to yellow w/ graceful piecrust edges.
- 12.00 SECOND WIND** -Medium/Large- Heavily textured, dark glistening green leaves w/ widely spaced veins. Pinkish lavender flowers.
- 9.00 SHADE FANFARE** -Medium- Light green leaves with broad creamy margins that change colors w/ the seasons; Excellent growth!
- 15.00 SHIMMY SHAKE** -Medium- Upright, flat mound of rippled apple green leaves that twist atop purple-red stems. Lavender flowers.
- 10.00 SHIRLEY VAUGHN** -Large- Dense mound of smooth shiny green leaves w/ wavy, wide yellow margins aging to ivory white.
- 10.00 SILK KIMONO** -Large- Broad, heart shaped dark green undulating leaves w/ elegantly rippled creamy white edges; Wow!
- 15.00 SILVER BAY** -Medium- Dense mound of, thick, wide, intense silver-blue leaves w/ showy corrugated pattern; Pest resistant.
- 12.00 SILVER LODGE** -Medium- Thick, dark green leaves w/ wide white centers aging to light green, leaves twist at the tip.
- 18.00 SILVER STAR** -Medium- Upright mound of oval, medium green leaves w/ wide white margins. Originating from Japan.
- 15.00 SILVER THREADS & GOLDEN NEEDLES** -Small- Oval, bright gold leaves splotted w/ green flecks & streaks w/ rippled edges.
- 20.00  SISTER ACT** -Medium Large- Open mound of thick, heart shaped, golden yellow leaves w/ wide, dark green margins.
- 18.00 SIZZLE** -Miniature-Narrow, long, lance shaped, tightly rippled yellow leaves w/ striking green margins; Vigorous.
- 10.00 SKY DANCER** -Medium- Thick, grey-green, almost blue leaves w/ attractive wavy margins. Excellent grower. Lavender flowers.
- 10.00 SLIM & TRIM** -Dwarf- Attractive, dense mound of thick, wavy blue-green leaves. Attractive purple flowers in July.
- 19.00  SMASH HIT** -Medium- Stunning, bright orange-gold, smooth, very thick leaves w/ wide blue-green margins.
- 18.00 SNOW BUNTING** -Large- Upright, arching mound of large, ovate, blue green leaves w/ yellow margins & are held on long petioles.
- 16.00 SNOWY LAKE** -Small- Dense mound of thick, blue green foliage w/ grey casting & creamy white margins; Vigorous grower.
- 12.00 SO SWEET** -Medium-Large- Lightly wavy, glossy green leaves w/ wide yellow margins aging to white; Very fragrant flowers.
- 15.00 SOLAR FLARE** -Giant- Arching mound of thick chartreuse leaves that age to a bright gold w/ slightly rippled margins.
- 10.00 SOMETHING BLUE** -Medium- Thick, round & puckered, frosted grey-blue leaves; Good grower. Rich lavender flowers.
- 20.00 SORBET** -Medium-Dense mound of thick, dark olive green leaves w/ white margins atop of burgundy red petioles w/ red into leaves.
- 12.00 SPINACH PATCH** -Large- Thick, heavily corrugated, round, dark spinach green leaves w/ ribbed veins. White flowers.
- 12.00 SPRING FLING** -Medium/Large- Broad, heart shaped dark green leaves w/ creamy white, piecrust ruffled edges.
- 11.00 SPRING LACE** -Small- Very ruffled, lance shaped bright yellow aging to chartreuse leaves w/ green margins; Lavender flowers.
- 15.00 SPRITZER** -Medium Large- Cascading mound of smooth, long, wavy yellow leaves w/ olive green edges & streaks jetting inwards.
- 10.00 SQUASH CASSEROLE** -Large- Broad mound of large, wavy chartreuse gold leaves w/ prominent veins & rippled edges.
- 14.00  STAINED GLASS** -Medium Large- Glowing yellow leaves w/ dark green margins, dimpled & veined; Fragrant flowers. Stunning!
- 20.00 STAND BY ME** -Small- Beautiful gold centers w/ wide irregular blue margins & streaking towards the centers on thick, narrow, heart shaped leaves: Excellent substance & Pest resistant. Beautiful rosettes of lavender flowers in late summer.
- 12.00 STONEWALL** -Giant- Huge mound of bluish-green leaves w/ heavy veining topped w/ lavender flowers.
- 16.00  STORMY SEAS** -Very Large- Large mound of unruly, thick, moderately corrugated, wavy & puckered, blue-green leaves.
- 13.00 STRAWBERRY YOGURT** -Dwarf- Shiny & wavy, medium green leaves on top of red speckled petioles; Good grower.
- 10.00 STRIPTEASE** -Medium- Slightly arching, dark green leaves w/ unique ellipse of white in center of each leaf w/ lighter green in between which ages to white in summer. Pinkish lavender flowers from purple buds in summer; An excellent grower.
- 9.00 SUBCROCEA** -Small- Slightly wavy, upright mound of glowing yellow to chartreuse, lance shaped leaves w/ nicely rippled edges.
- 10.00 SUGAR AND CREAM** -Large- Bright green leaves w/ silvery white margins. Fragrant, palest lavender flowers.
- 8.00 SULTANA** -Small- Thick, slightly cupped & puckered, heart shaped dark green leaves w/ bright gold to creamy yellow borders.
- 12.00 SUM AND SUBSTANCE** -Giant- One of the largest! HUGE, round, glowing chartreuse yellow leaves w/ excellent substance that is pest resistant, topped w/ pale lavender flowers; Makes a spectacular specimen, give it plenty of room - say about 5 feet.
- 15.00 SUMMER BREEZE** -Medium Large- Very thick, dark green patterned leaves w/ irregular wide gold, lightly rippled margins; Classy.
- 12.00 SUMMER MUSIC** -Medium- White leaves surrounded by irregular streaked gold & chartreuse then by olive green margins.
- 11.00 SUN GLOW** -Medium-Large- Dense mound of stunning, very thick, heavily quilted, bright gold leaves; Pest resistant.
- 13.00 SUN WORSHIPPER** -Small- Bright, yellow leaves w/ shiny undersides on top of red petioles. Lavender flowers in late summer.
- 13.00 SUN'S GLORY** -Giant- Upright mound of heavily corrugated chartreuse yellow leaves w/ nice ruffled margins. Lavender flowers.
- 8.00 SUNLIGHT CHILD** -Miniature- Showy clump of narrow little shiny yellow leaves w/ lightly wavy edges & twisted tips on top of attractive red speckled stems; Great for borders or rock gardens. Lavender flowers in early summer accent nicely.
- 12.00 SUNNY DELIGHT** -Large- Upright mound of luminescent bright gold, lightly wavy, oval leaves w/ rippled margins.
- 15.00 SUNNYBROOK** -Medium Large- Semi open mound of thick, cupped & round blue-green leaves w/ striking yellow edges.
- 18.00 SUNSET GROOVES** -Small/Medium- Dense, open facing mound of heavy textured & intensely dimpled semi cupped deep green leaves w/ golden yellow flamed centers. Attractive, large bell shaped, white lavender tinted flowers in mid summer.
- 10.00 SURPRISED BY JOY** -Miniature- Mound of white, narrow heart shaped leaves edged w/ dark green margins; Excellent grower.
- 11.00 SWEET BO PEEP** -Medium Large- Glossy, leathery bright dark green leaves w/ distinctive rippled edges. Fragrant flowers.
- 18.00 SWEET INNOCENCE** -Large- Upright mound of dome shaped, apple green leaves w/ wide light yellow margins that age to white.
- 14.00 SWEET THING** -Medium Large- Open mound of lightly wavy, glossy green leaves w/ penciled creamy yellow margins aging to white in later season. fragrant palest lavender flowers in late summer.
- 18.00 T REX** -Giant- Enormous, lightly wavy green leaves; Pest resistant. Near white flowers in early summer.
- 10.00 TAMBOURINE** -Medium- Dense mound of dark bluish-green leaves w/ streaks of chartreuse white jetting towards midrib plus grey-green inner margins & wide, white outer edges topped w/ attractive lavender flowers; Very showy & eye catching!

- 19.00  **TANGERINE TANGO** -Medium- Open mound of bright tangerine-yellow leaves w/ wide, thick & very ruffled, blue-green margins.
- 10.00 **TATTLE TAILS** -Miniature- Fast growing clump of long, arching green leaves w/ very ruffled bright yellow edges.
- 9.00 **TEA AND CRUMPETS** -Small- Semi upright mound of spoon shaped, puckered dark sage green leaves w/ creamy white edges.
- 20.00 **TEARS OF HEAVEN** -Medium- Upright mound of thick, wedged shaped intense blue leaves. Two toned lavender flowers.
- 9.00  **TEARS OF JOY** -Miniature- Medium green leaves w/ curls galore making this a lovely rock garden inhabitant. Excellent grower!
- 12.00 **TEASPOON** -Dwarf/Small- Upward facing mound of cupped, bright mid-green leaves w/ nice dimpled pattern. Pink flowers.
- 17.00 **TEENY-WEENY BIKINI** -Miniature- Smooth, narrow, pale yellow leaves w/ medium green margins that streaks towards centers.
- 12.00 **TENRYU** -Giant- Vase shaped mound of thick, powdery blue green leaves on top & satiny blue underneath on tall stems.
- 20.00 **TERMS OF ENDEARMENT** -Giant- Dense mound of thick, cupped & round glaucous blue leaves w/ stiking yellow edges.
- 18.00  **THE KING** -Large- Large, thick, intense blue-green leaves w/ wide gold margins & rippled edges; Good grower. Lavender flowers.
- 14.00 **THE RAZOR'S EDGE** -Medium- Upright mound of thick, long, quite ruffled, wavy, satiny green leaves & white underneath atop red petioles; Vigorous grower. Lavender flowers in Mid summer.
- 25.00 **THE RIGHT ONE** -Large- Large, thick, cupped yellow aging to creamy white, puckered leaves w/ wide intense blue-green margins.
- 13.00 **THEO'S BLUE** -Medium- Dimpled powdery blue leaves w/ white backs, on top of purple-red petioles; Makes quite a show.
- 9.00  **TICK TOCK** -Small- Compact mound of thick, round, chartreuse gold leaves surrounded by blue-green borders; Vigorous!
- 15.00 **TINY BUBBLES** -Small- Thick fountain of lance shaped, wavy, satiny smooth, bright gold leaves. Good grower. Purple flowers.
- 10.00 **TINY TEARS** -Miniature- Dense mound of pretty, tear dropped shaped green leaves; Tiny purple flowers in summer.
- 15.00 **TITANIUM** -Medium- Thick, leathery, waxy yet smooth, silver-blue leaves w/ wavy edges; Vigorous grower.
- 13.00 **TOKUDAMA FLAVOCIRCINALIS** -Medium Large- Thick, cupped, heavily puckered & round glaucous blue leaves w/ striking yellow edges; Beautiful & vigorous; Still one of the best of type. White flowers w/ lavender streaks; One of our favorites!
- 13.00 **TONGUE TWISTER** -Small- Dense mound of narrow & thick, glossy dark green leaves that aretwisted upwards & outwards.
- 19.00 **TOOTIE MAE** -Medium/Large- Thick, cupped & round glaucous blue leaves w/ striking yellow edges & streaks jetting to midrib.
- 12.00 **TORCHLIGHT** -Medium- Semi upright mound of satiny dark green leaves w/ wavy white margins w/ streaking on some leaves.
- 16.00  **TOUCH OF CLASS** -Medium- Stunning, intense blue w/ a gold flame in leaf center plus blue-green streaking; Tetraploid of June.
- 17.00 **TRAIL'S END** -Large- Billowing mound of thick, seersuckered, puckered & heavily rugose, blue leaves. Nearly white flowers.
- 9.00 **TRANQUILITY** -Medium- Thick, round, cupped & heavily puckered, bright gold borders on blue green-leaves; Very fine hosta.
- 13.00 **24 CARAT GOLD** -Medium Large- Glowing golden yellow leaves that are dimpled & strongly veined; vigorous grower. Fragrant.
- 14.00 **TWILIGHT** -Medium Large- Very thick, smooth, very dark green leaves w/ wide creamy yellow margins & light olive green streaks.
- 10.00 **TWIST OF LIME** -Small- Wavy, lemon yellow that is margined dark green, prominently veined, lance shaped leaves.
- 16.00 **TYLER'S TREASURE** -Very Large- Arching mound of dark blue-green leaves w/ wide, bright gold wavy borders. White flowers.
- 8.00 **VALENTINE LACE** -Medium Large- Heart shaped dark blue-green leaves; Vigorous grower. Pale lavender flowers.
- 12.00 **VALERIE'S VANITY** -Medium- Dense mound of thick, heavily textured, shiny, dark olive green leaves. Super performer!
- 10.00 **VERONICA LAKE** -Medium- Dense mound of pretty blue green foliage w/ grey cast & creamy white margins; Vigorous grower.
- 19.00 **VICTORY** -Giant- Thick, broad, light to mid green leaves w/ irregular creamy yellow margins; Edges broadly waved; Very elegant.
- 14.00  **VIRGINIA REEL** -Small- Showy, open, pinwheel like mound of pointed, lance shaped blue-green leaves w/ yellow margins.
- 24.00 **VOLCANO ISLAND** -Medium- Thick, bright acid yellow leaves w/ attractive wide, dark green margins on top of bright red petioles.
- 17.00 **VULCAN** -Medium-Large- Creamy white leaves w/h dark green margins & golden yellow streaks along the interior margins.
- 10.00 **WARWICK CURTSEY** -Medium- Neat mound of pretty dark blue-green foliage w/ gold margins that age to creamy yellow.
- 10.00 **WHEATON BLUE** -Large- Dense mound of thick blue-green leaves seersuckered & puckered w/ age, edges slightly undulate.
- 20.00 **WHEEE!** -Medium- Very thick, long, medium green leaves w/ extremely ruffled, creamy white margins; Pest resistant.
- 12.00 **WHIRLING DERVISH** -Medium- Heavily textured, dark green leaves w/ very wide, yellow margins. Pinkish lavender flowers.
- 12.00 **WHIRLWIND** -Medium- Heavily textured, slightly twisted, very dark olive green leaves w/ white aging to lime green centers.
- 12.00 **WHITE CHRISTMAS** -Medium-Open mound of sanity ivory to pure white leaves w/ dark green curved edges. Pale lavender flowers.
- 18.00 **WHITE FEATHER** -Medium- Leaves emerge pure white in spring then gradually age to mottled & streaked light green.
- 10.00 **WHITE RAY** -Medium- Glossy green leaves w/ narrow white centers; Leaves twist & undulate making an elegant scape.
- 20.00 **WIND BENEATH MY WINGS** -Giant- Impressive, open mound of thick, heart-shaped incredibly large, ruffled blue leaves.
- 10.00 **WINSOME** -Small- Very compact mound of thick, dark green leaves w/ rippled bright yellow margins aging to creamy white.
- 16.00 **WINTER SNOW** -Giant- An open mound of huge, round glowing chartreuse yellow leaves w/ pure white margins; Beautiful.
- 10.00 **WINTERGREEN** -Medium- Medium green leaves w/ creamy white margins & good growth rate; Lavender flowers in summer.
- 10.00 **WOLVERINE** -Medium-Dense, cascading mound of long tapered satiny, blue green leaves w/ rippled creamy yellow/white edges.
- 20.00 **WORLD CUP** -Large- Vase shaped mound of thick, bright gold, cupped, wavy, corrugated oval shaped leaves atop tall stems.
- 10.00 **WYLDE GREEN CREAM** -Small- Compact mound of thick, round gold leaves w/ dark green borders & streaks jetting to centers.
- 13.00 **X-RATED** -Dwarf- Dense mound of long, smooth, wide white leaves w/ 1/8" heavily rippled green margins. Bright purple flowers.
- 11.00  **XANADU** -Small- Wide, creamy yellow leaves w/ wide, medium green margins; Great in both garden & container plantings.
- 7.00 **YAKUSHIMA MIZU** -Miniature- Shiny medium green lance shaped leaves w/ rippled edges; Vigorous; Sweet rock garden plant!
- 19.00 **YELLOW POLKA DOT BIKINI** -Small- Emerges in spring w/ dark green leaves edged w/ bright yellow margins & ivory halos in between then ages in summer to creamy yellow w/ white margins; Nice substance. Pinkish lavender flowers in high summer.
- 11.00 **YIN** -Small- Perfect heart shaped, dark blue leaves framed w/ creamy white margins; Excellent substance & great performer!
- 12.00 **ZAGER'S WHITE EDGE** -Medium- Thick, lightly cupped, rich dark forest green leaves w/ irregular, zig zagging white borders.
- 18.00 **ZITRONENFALTER** -Medium- Bright yellow heart shaped, dippled leaves that age to chartreuse green in summer.
- 12.00 **ZOUNDS** -Large- A dense mound of thick, satiny & intensely seersuckered leaves of bright lime gold w/ metallic sheen.

SUN TOLERANT HOSTAS

Most sun damage to hostas happens when temperatures are hot in the afternoon. Hostas lose a lot of their moisture content from the sun & strong winds. If you plan to grow hostas in the sun, water profusely when hot & keep them heavily mulched. Thick leaved hostas & hostas with fragrant blooms given plenty of water will also tolerate sun conditions better than other hostas. Hostas are not sun loving. In areas where the summers are hot & dry, hostas should remain in some shade, as the sun is much too intense. In northern gardens, you must give hostas a lot of water in order to keep that good look in the sun. The list below is a suggestion of sun tolerant hostas which are known to hold up well in 4 or more hours of direct sun without excessive care in areas with normal summer conditions. Consider this list as helpful, but not factual. Keep in mind that ideal light conditions for hostas is in morning or latest afternoon into evening sun & high filtered afternoon shade.

Hostas with Full Sun Tolerance Potential

* Hostas listed below with an asterisk have fragrant blooms. All fragrant blooming hostas have some degree of sun tolerance.

Alice in Wonderland	Fragrant Dream*	Little Sunspot	Solar Flare
Allegan Fog	Fragrant Gold*	Lucy Vitols	Spritzer
Alligator Alley	Francee	Magic Island	Squash Casserole
American Hero	Fried Green Tomatoes*	Miniteman	Stained Glass*
Apple Candy	Frozen Margarita*	Margie's Angel	Stand By Me
Appletini	Fruit Punch	May	Straight Flush
Atlantis	Fujibotan	Midnight Sun	Sugar and Cream*
Autumn Frost	Garden Party	Midwest Magic	Sugar and Spice*
Avocado*	Gentle Giant	Miss Ruby	Sultana
Banana Smoothie*	George Smith	Miss Saigon*	Sum and Substance
Bedford Rise & Shine	Georgia Sweetheart	Mister Watson	Summer Breeze
Ben Vernooj	Giantland Sunny Mouse Ears	Monsoon	Summer Music
Blackfoot	Ginsu Knife*	Morning Light	Sun Glow
Bright Lights	Gold Regal	Nightlife*	Sun Power
Brother Stefan	Gold Standard	Nigrescens	Sun's Glory
Bulletproof	Golden Sculpture	Old Glory	Sunlight Child
California Gold Rush	Golden Spider	Olympic Sunrise	Sunny Delight
Captain Kirk	Golden Waffles	Orange Marmalade	Sunset Grooves
Cathedral Windows*	Gooseberry Sundae	Paradigm	Surprised By Joy
Chain Lightning	Halcyon	Paradise Glory	Sweet Bo Peep*
Citation	Hands Up	Paradise Joyce	Sweet Innocence*
Climax	Hanky Panky	Pathfinder	Sweet Thing*
Coast to Coast	Harriet Ward	Patriot	Tattle Tails
Coconut Custard	Heatwave	Paul's Glory	Tears Of Joy
Color Festival	Heart & Soul	Peppermint Cream	Tick Tock
Cool as a Cucumber	High Noon	Piedmont Gold	Tijuana Brass
Cream Topping	High Society	Prairie Moon	Touch of Class
Crown Prince	Holy Mole*	Prairie's Edge	Treasure
Curly Fries	Hydon Sunset	Praying Hands	Trifecta
Dandy Lion	Ice Cream	Prince of Darkness	24 Carat Gold*
Dancing Queen	Imperial Palace	Punky	Twilight
Dee's Golden Jewel	Independence	Pure Heart	Valerie's Vanity
Deep Pockets	Inniswood	Queen Josephine	Vulcan
Deep Space 9	Invincible*	Radiant Edger	Wheee!
Delta Dawn	invincible Spirit*	Radiant Star	Whirling Dervish
Devon Green	Irish Luck*	Rainforest Sunrise	Whirlwind
Dinner Mint	Jabulani	Rascal	Winter Snow
Dust Devil	Journey's End	Raspberry Sundae	World Cup
Earth Angel	June	Reptillian	Wylde Green Cream
Emerald Charger*	June Fever	Rich Uncle	Zounds
Emerald City Chick	Justine	Risky Business	
Emerald Ruff Cut	Katherine Lewis	Ripple Effect	
Enterprise	Lady In Waiting	Rosedale Genevieve	
Etched Glass*	Lakeside Cha Cha	Royal Crest*	
Eternal Flame	Lakeside Coal Miner	Savannah*	
Extasy	Lakeside Spellbinder	Sea Beacon	
Faith	Last Dance	Sea Gulf Stream	
Faithful Heart	Leather Sheen	Second Wind	
Fat Cat	Lemon Frost	Shimmy Shake	
Fire and Ice	Lemon Juice	Silver Threads & Golden Needles	
First Frost	Lemontini	Sizzle	
Flash of Light	Lime Piecrust	Smash Hit	
Flemish Gold	Little Aurora	Snow Mouse	
Forbidden Fruit	Little Red Rooster	So Sweet*	

Other Fragrant Hostas

Blue Flame*
 Blue Perfection*
 Fragrant Blue*
 Fragrant King*
 Fragrant Star*
 Fragrant Blue*
 Fragrant Star*
 Lederhosen*
 Mariachi*
 Moonlight Sonata*
 Nightlife*



MTTOM



MAIDENHAIR SPLEENWORT



SMASH HIT



CREAM TOPPING



Ep. YELLOW EMPEROR



STAINED GLASS



LEMONTINI



HIGH SOCIETY



EP. WHITE CLOUD





Photo courtesy of Carol Brainerd

HUDSON BAY



COUNTRY MOUSE




Photo courtesy of Walters Gardens, Inc.

ISLAND BREEZE




Photo courtesy of Walters Gardens, Inc.


KIWI FULL MONTY



THE KING



XANADU



GENTLE GIANT



TICK TOCK



HIS HONOR



TOUCH OF CLASS



STORMY SEAS



FORBIDDEN FRUIT



BLUE MOUSE EARS



AMBER QUEEN



SISTER ACT



MY MARIA



CHINA GIRL



CAPTAIN KIRK



TEARS OF JOY



Ep. AKEBONO



FLEMISH GOLD