

SEBRIGHT GARDENS

Thomas Johnson & Kirk Hansen

2022



ATLANTIS



HARRY VAN DE LAAR



Ep. AKEBONO



QUEEN OF THE SEAS



ISLAND BREEZE
Hosta of the Year 2022



TANGERINE TANGO

CATALOG \$2.00



FIRST FROST




CAMEO




CHERRY TART




CHINA GIRL



KABITAN



VIRGINIA REEL



BROTHERSTEFAN



SAGAE




EYE DECLARE



BLUE ELF



PURPLE HAZE



OLIVE BAILEY LANGDON



AUTUMN FROST



EMPRESS WU



CURLY FRIES

Welcome to Sebright Gardens!

We hope you enjoy our 2022 catalog. The background color pages is Pantone color of the Year 2022; Very Peri. The Hosta of the Year is 'Island Breeze' This year, we have added 95 different hosta varieties that were not available in the 2021 catalog. There are 500 varieties of hostas listed here in the catalog. There are many more on our website.

We have great garden ferns & offer over 150 varieties. Plus we offer over 100 epimedium varieties. Including our introduction; Yellow Emperor. Yellow Emperor has great traits such as beautiful foliage, large flowers & is an excellent grower. We also offer Beesia deltophylla for sale & will ship. Beesia deltophylla is a tough as nails plant that is a shade loving perennial, evergreen here in Western Oregon & looks great 12 months of the year. The price is \$15.00

Check out our website; www.SebrightGardens.com. All the Epimediums, Ferns & Hostas we offer are on our website. There are detailed descriptions of each plant & the majority of which have photos included with each listing. There is additional information on the hostas such as unique characteristics, flower color & sun/shade tolerance. Click on the thumbnail photo to see a larger version.

We post anything fun, new or exciting on our Facebook page throughout the year. "Like" and/or "Follow" our Sebright Gardens Facebook page. Sebright is hosting 2022 events this season such as The Beginning of Summer Sale on June 11th, the Jewel Box Plant Sale on August 20th & The Salem Hardy Plant Society Fall sale on September 10th.

To compliment our large Hosta, Fern & Epimedium collections, we also offer visitors to Sebright Gardens, a variety of other proven woodland shade tolerant plants as well as many other varied and unique perennials, hardy fushias, small trees & shrubs. Each year we add more for shoppers to choose from. Most of these are plants you will find in our expanding four acre display gardens. If you see a plant here in our display gardens that you are interested in & it is not in our sales area, ask us & if we don't have it, we can probably list other nurseries you where to find it. To help ease the checkout process for shoppers, we are integrating a point of sale system this year that will provide an itemized receipt of your purchases.

If you enjoy the amazing blooms of Bearded Irises, please come & see the iris fields in bloom from late April to early June with the latter half of May peak bloom time. For more information on ordering bearded iris visit: www.Mid-AmericaGarden.com.

We have a zero risk & tolerance policy for the Hosta Virus X. Rest assured that Sebright Gardens has always been very proactive in testing our plants & obtaining new varieties from only virus tested suppliers. We are completely Hosta Virus X free here at the nursery. Hosta Virus X is often easily identified. The leaves of an infected plant usually show a characteristic bleeding or blotching pattern. On first inspection it appears as a leaf pattern that many find quite attractive. The virus however is detrimental to the plant & can be spread to others. The good news is that it is not easily transmitted. The most common way Hosta Virus X is spread is when one unknowingly divides an infected plant with a knife or spade & not sterilizing your tools before cutting into (dividing) an uninfected plant. If you see any suspected symptoms; It is important to beware & destroy (do not compost) any infected plant.

We once again want to thank you for your continued patronage & look forward to connecting with you during the 2022 gardening season.

Kirk & Thomas

SEBRIGHT GARDENS

P. O. BOX 9058 • BROOKS OR 97305-0058

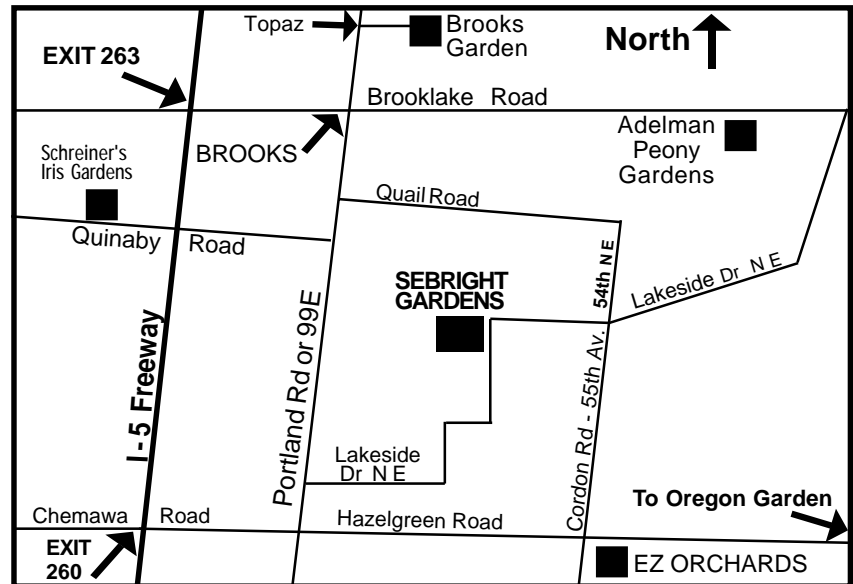
7185 Lakeside Drive NE, Salem OR 97305

Phone: (503) 463-9615 FAX (503) 463-9615

e-mail: Info@SebrightGardens.com

TABLE OF CONTENTS

Introduction.....	3
Visiting the Garden.....	4
Order form.....	5-6
Ordering Instructions.....	7
Beesia & Epimediums...	8-11
Ferns.....	12-16
Fern lists.....	16
Hostas.....	17-25
Sun tolerant hostas.....	26
Fragrant bloom hostas....	26
Photos.....	1,2,27, 28



Map not to scale

VISITING THE GARDENS

7185 Lakeside Drive NE, Salem, OR 97305

Coming from the north - Portland

Take I-5 south to Exit 263; Brooks Exit. Proceed to top of off ramp & turn left onto Brooklake Rd. Go 7/10 mile to stop light in Brooks. Turn right at stop light onto Portland Rd or 99E (they are the same thing). Go 7/10 mile to Quail (look for Sebright Gardens sign on LHS). Turn left onto Quail. Go 1.1/10 mile to stop sign (look for Sebright Gardens sign on LHS). Turn right onto Lakeside Dr. Go 4/10 mile and look for Sebright Gardens sign. Go straight in onto gravel drive then shortly onto paved drive and proceed past first house. Parking areas are near the 2 story lavender house & garage as well as by turning left in front of the retail shopping area (around the Green shed) just past the bamboo grove.

Coming from the south-Eugene/Corvallis

Take I-5 north to Exit 260; Chemawa Rd/ Keizer exit. At top of ramp, turn right onto Chemawa and go 8/10ths mile to stop light. Turn left onto 99E or Portland Rd (same road-two names). Go 3/10ths mile to Lakeside Drive. Turn right onto Lakeside Dr and go 1.5 miles. You will encounter 3 sharp turns on Lakeside Drive, then at the 4th sharp angle turn, instead of turning right, turn left onto gravel drive on the right side of the Sebright Gardens sign. Proceed past first house to end of drive to parking areas, first one near the two story lavender house & garage pls additional parking by turning left in front of the retail shopping area (around the Green shed) just past the bamboo grove.

2022 OFFICIAL GARDEN HOURS

March 26th to October 31st: Open Daily 10:00 am to 5:00 pm

Closed October 31st but open by appointment until Spring 2023

Open all seasonal holidays. Special events posted on our website & Facebook

Above are the times that the garden will be open for you to come by, look around & perhaps find that special plant you have been looking for. Check out our website or Facebook page occasionally for any special events. If you plan to fully explore the display gardens, there is a lot of ground to cover, so wear comfortable shoes. Please make arrangements in advance for group or club visits. E-mail is a great way to reach us as we check regularly but feel free to call as well. Besides beesia, epimediums, ferns & hostas, we offer for sale to visitors a plethora of other companion plants as well as a wide array of unusual & different plants for gardening enjoyment. This year, we will have more variety of plants offered Sebright Gardens than ever before.

SEBRIGHT GARDENS

Phone: (503) 463-9615 FAX: (503) 463-9615

or: SebrightGardens@aol.com

NAME: _____ DATE: _____

ADDRESS:_____

CITY/STATE: _____ **ZIP:** _____

PHONE: _____ E-Mail: _____

**May we substitute a variety of equal or greater value?
Check your preference (list on other side if yes)**

AMOUNT[illegible]**TOTAL:**

☐ Check Enclosed ☐ Visa ☐ MasterCard ☐ Discover ☐ Money Order Enclosed

Credit Card Number:

Expiration Date: Security Code: (Last 3 digits on back of card, signature area)

Exact name on Card:

Billing address if different:

Preferred Shipping Date:

Please allow for weather problems

Orders should be received by September 30, 2022



CONTINUATION OF ORDER (OR LIST OF SUBSTITUTES)

[illegible]

HOW TO ORDER

PLEASE READ BEFORE ORDERING

This catalog cancels all previous catalog listings and prices. Do not order from previous catalogs. Full payment with order by check, money order or credit card. Normally, credit cards are charged the week prior to shipment of your order.

SUBSTITUTIONS & REFUNDS - Supplies of plants are limited to available stock. We will not substitute without your permission. A list of acceptable substitutes is suggested, particularly if ordering later in the season. Some of the newer varieties are in shorter supply & some varieties sell out fast, so please order early. You will be notified promptly of out of stock varieties unless you have provided a list of substitutes.

NORMAL SHIPPING DATES

Beesia, Epimediums, Ferns & Hostas: mid May to September 30, 2022

We **begin** shipping all plants in Mid May in the order received. Dates above are the approximate times when the epimediums, ferns & hostas have begun to "harden off" & can better handle shipment & replant. You can either choose ASAP, in which case we will ship when appropriate for your order (some of the ferns can be shipped at any time). Shipping days are approximately three days a week starting on Mondays. If you live in an area with hot & humid summers, we suggest ordering for shipment in spring or fall. We can't guarantee their performance if shipped during summer. Also, Athyrium fern fronds can be quite brittle so some frond breakage can occur in shipment. The new fronds will take their place in short order.

SHIPPING - Plant are shipped without soil but with roots protected from moisture loss. Shipping will by USPS Priority Mail unless you request shipping by other means & additional charges are paid. We had great results past years shipping with USPS & plants shipped arrived healthy within the week in the USA. USPS parcels are delivered on Saturdays and continue to travel over weekends. We use USPS Express or Priority Mail for our foreign shipments. Please see Foreign shipping instructions for rates.

GUARANTEE - All plants are freshly packaged, labeled true to name, & healthy when shipped. If there are any problems, please notify us within 5 days of receipt of shipment & we will replace any plant that you are not happy with. We can't be responsible for your climate or growing conditions. All our plants and growing areas are regularly inspected by Oregon USDA inspectors.

SHIPPING RATES:

All orders must include \$13.00 packing charge plus per plant shipping charge.

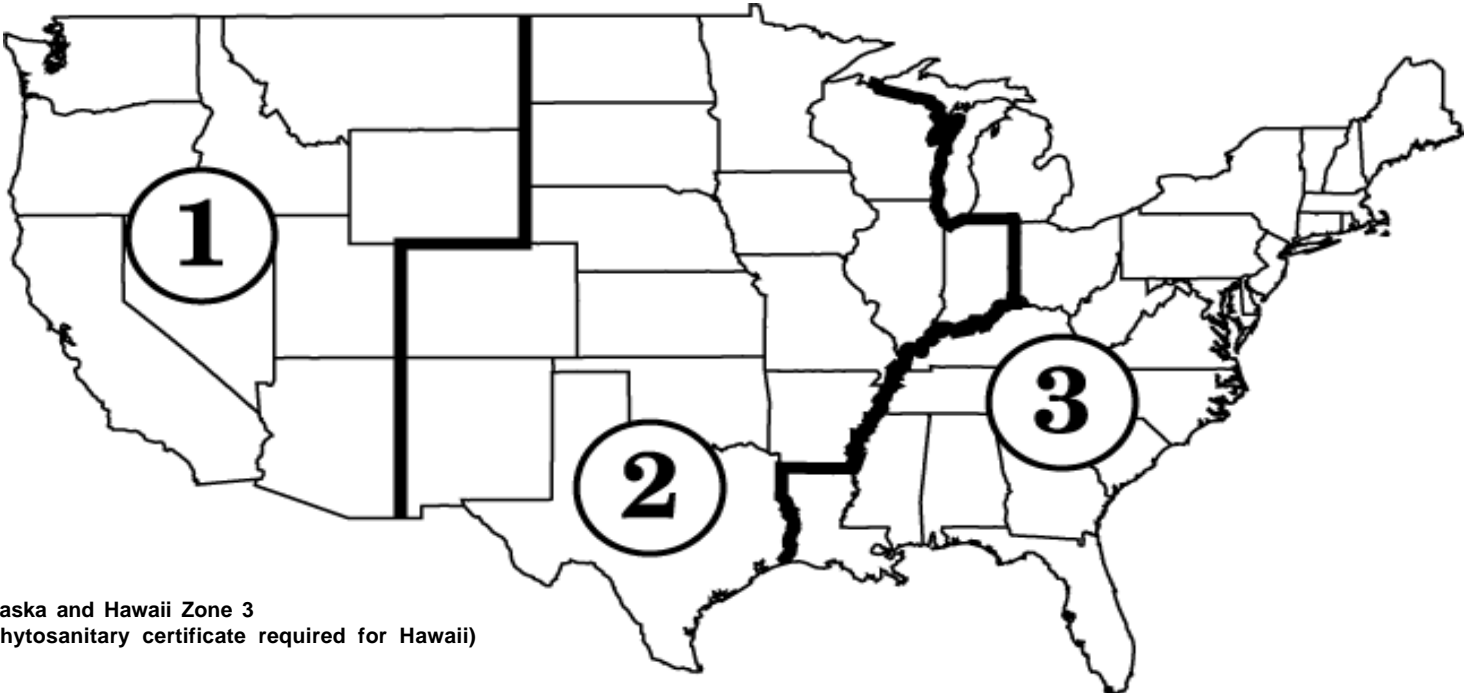
ZONE		PACKING CHARGE		
Zone 1	USPS PRIORITY	\$13.00 plus	+	\$.50 per plant
Zone 2	USPS PRIORITY	\$13.00 plus	+	\$1.95 per plant
Zone 3	USPS PRIORITY	\$13.00 plus	+	\$3.35 per plant

Example: 10 plants in Zone 2 would be \$13.00 Packing + \$19.50 Shipping Charge = Total \$32.50

Packing charge covers the cost of the box, packing materials & related costs to ship the plants.

For foreign orders: See or request additional information (also available on our web site).

ZONE CHART



Alaska and Hawaii Zone 3
(Phytosanitary certificate required for Hawaii)

\$15.00 BEESIA DELTOPHYLLA- Outstanding shade loving perennial w/ beautiful rosettes of glossy heart shaped, purple tinged, dark green foliage w/ softly toothed & delicately scalloped margins. Spires of white flowers above foliage in mid spring & summer. Plant in afternoon to full shade, in well drained soil. Up to 12" tall. Zones 6 to 9. Evergreen.

EPIEDIUMS

Epimediums are one of most easiest to grow perennials for the shade garden once established, requiring little care & can be tolerant of drier shade. Arising in early spring, most epimediums will be in full flower before many hostas have unfurled their leaves. The flowers are best described as resembling miniature Aquilegias (Columbine) or orchids & come in a wide range of colors such as white, orange, pink, yellow, purple, rosy red & many rich bicolours & blends. Both deciduous & evergreen varieties occur. Many varieties of epimediums are also noted for their fantastic foliage patterns. Some have purple leaves & others are mottled green with red & yellow with red edges or just all green. But no matter what the pattern all make attractive foliage plants & are a very good companion for hostas & ferns. If you are interested in a more detailed description of the following list as well as photos, please visit our website: www.SebrightGardens.com. We ship mature division (crown) plants. Plants are shipped without soil. Epimediums we ship will re-establish quickly into your garden. Water more frequently the first year in planting them. Best planted where they will receive at least dappled light or a little sun part of the day. Basic epimedium care tips & instructions are similar to hostas. Best grown in partial sun to partial shade. Epimediums are hardy & thrive in Zones 5 to 9. Several varieties are hardy to Zone 4.

See page 7 for shipping rates & instructions.

-This camera symbol before an epimedium name signifies a photo in the catalog; see page 1, 2, 27 or 28 for photos.

- \$18.00 AFTER MIDNIGHT** -*E. x youngianum*- First flush of elongated heart shaped leaves chocolate brown that morph to green w/ brownish red margins later aging to all green. Topped w/ a profusion of starry white flowers. 8" to 12" tall. Zones 4-9. Deciduous.
- 9.00  AKEBONO** -*E. x youngianum*- First flush of heart shaped leaves emerge sunset red topped w/ light rose pink flowers on 7" stems. The second flush of leaves are milky green, 9" to 15" tall. Zones 4-9. Deciduous.
- 18.00 ALBUM** -*E. grandiflorum*- Epimedium grandiflorum~ Small, crisp apple green leaflets topped by large, pure white flowers in spring. 1st flush: 6". 2nd flush: 18"-20" Zones 5-9. Deciduous.
- 20.00  AMBER QUEEN** -*E. 'Caramel' x E. Flavum*- Mottled red & bronze spiny leaves that age to green. Blooms in spring w/ a very high number of large yellow flowers aging to orange above the foliage. Stunning display! 24" tall. Zones 5-9 Semi-Evergreen.
- 17.00 ASIATIC HYBRID** - Leaves emerge mottled salmon pink in spring topped by tall, dense sprays of lavender pink flowers. Fall leaves are attractive burnished red. 2nd flush: 18" tall, Zones 5-9. Drought Tolerant. Evergreen.
- 21.00 BANDIT** -*E. grandiflorum var. higoense*- First flush of leaves emerge with a most striking "hand painted" 1/2" wide dark black-purple border. Medium size creamy white flowers cover the clump in spring. Approx. 12" tall. Zones 4-9. Deciduous.
- 18.00 BE MY VALENTINE** -*E. youngianum*- Very cute clump of small leaflets covered in spring w/ deep rose-pink inner sepals & white petals flushed rose w/ short, white spurs. 1st flush: 5"-6". 2nd flush: 10". Zones 5-9. Deciduous.
- 17.00 BENEDICT'S VIOLET** -*E. grandiflorum*- Spring foliage has a rosy tint topped by floriferous sprays of reddish grape flowers w/ dark purple spurs. Good grower. Height 9". Zones 4-9. Deciduous.
- 12.00 BENI-KUJAKU** -*E. youngianum*- Showy clump of small leaflets topped w/ stunning, medium size double flowers are pale pink suffused w/ dark rose pink & short, white spurs. First flush: 5"-6". second flush: 10". Deciduous.
- 25.00 BICOLOR GIANT** -*E. grandiflorum*- Large heart shaped leaves blushed w/ red in spring. Flowers have hot pink spurs & raspberry sepals. Height: 14". Zones 4-9. Deciduous.
- 39.00 BONFIRE** -*E. shuichengense*- Brilliant deep red new growth mottled w/ irregular green mottling. Floriferous, vibrant yellow flowers w/ short spurs backed by small red inner sepals. 12" tall. Zones 5-9. Evergreen.
- 15.00 BRACHYRRHIZUM** -Elongated heart shaped leaflets emerge mottled with rose-purple aging to dark green with a corrugated surface. Early blooming, huge lavender-pink flowers in spring. Height: 6" to 8". Zones 5-9. Evergreen.
- 14.00 BRONZE MAIDEN** -*E. grandiflorum var. Violaceum*- First flush of 8" tall leaflets are glossy mahogany-red like molten chocolate topped by medium size lavender flowers in spring. 2nd flush: 12" tall. Zones 4-9. Deciduous.
- 10.00 E. x cantabrigiense RED FORM** -*E. cantabrigiense* red form-Lightly serrated, ovate leaves blushed w/ red then maturing to green topped by clusters of reddish inner sepals w/ outer orange rims. Height: 10"- 12". Zones 4-9. Evergreen.
- 12.00 CHERRY TART** -*E. versicolor*- Leaflets are handsomely flushed reddish purple in spring w/ purple leaves in Autumn. Erect stems very floriferous w/ rose pink inner sepals, back flaming cherry red spurs & bright lemon rimmed cups. 12" to 15" tall. Evergreen.
- 19.00 CONFETTI** -*E. grandiflorum var. higoense*- Spectacular spring foliage w/ stems of up to 50 leaflets speckled, flecked & splotted w/ dark purple. Floriferous white flowers cover the clump. Height: 7". Zones 4-9. Deciduous.
- 10.00 COPPER CHARM** -*E. youngianum*- First leaflets emerge 5" tall & are copper colored topped by dainty, floriferous, white spurless flowers; reblooms later in season. Height 8". Zones 5-9. Semi-Evergreen.
- 17.00 CRANBERRY SPARKLE** -*E. grandiflorum* -Small spring foliage is flushed bronze. Large, rich cranberry flowers on 6" stems. One of the last grandiflorums to emerge & bloom in spring. Height 10". Zones 5-9. Deciduous.

- 16.00 CREAMSICLE**- *E. sempervirens*- Spectacular swirling collage of white, salmon pink & light green w/ the white lasting well into the season. White flowers w/ long spurs in spring. Height 8" tall. Zones 5-9. Semi-Evergreen.
- 13.00 DOMINO** -Elegantly elongated dark leaflets, each shaped like a quick stroke of a brush & sponge painted in various shades of maroon as they expand through Spring. Topped by panicles of beautiful creamy white & grape colored flowers. 18" tall. Evergreen.
- 13.00 ENCHANTRESS** -*E. dolichostemon* x *E. leptorrhizum*- Arrow shaped leaflets emerge maroon mottled & speckled aging to bright green. Purple-pink flowers on long panicles in spring. Attractive fall & winter colors. Height: 12" to 18" Zones 5-9. Evergreen.
- 12.00 EPSTEINII** -Thick mass of dark, glossy green leaves topped in spring w/ very floriferous, largest for species of pure white sepals w/ reddish purple spurs & cups. Height: 6" to 10". Stoloniferous Zones 5b-9. Evergreen.
- 13.00 FAIRY DUST** -*E. x youngianum*- First flush of heart shaped leaves emerge a silky texture, tinted w/ a shade of mocha 7" tall. Small lavender pink flowers w/ white spurs. 2nd Flush: 10". Zones 4-9. Semi-Evergreen.
- 15.00 FARGESII** -Showy, large arrow shaped, dark green leaflets. Flowers have long, white inner sepals that wrap around smaller, pale lavender spurs reflexing back like a dodecatheon. 12" to 18" tall. Zones 4-9. Evergreen.
- 22.00 FLAME THROWER** - Thick, deep green, spiny leaflets topped in spring by cherry red & creamy yellow flowers. The inner sepals have undulations to their shape, resembling flames flicking upwards. Drought tolerant once established. Height: 14". Semi-Evergreen.
- 10.00 FLAMINGO DANCER** - New foliage emerges w/ showy patterns of multi-hued mottling w/ slightly silver veins. Stunning bright pink flowers w/ long spurs blooming on arching reddish stems. Zones 5-9. Semi-Evergreen.
- 12.00 FRECKLES** -*E. x youngianum*- First flush of 7" tall, heart shaped leaves emerge w/ purple speckles aging to green later in the season. Large white flowers flushed & veined lavender w/ white spurs. 2nd flush: 18" tall. Zones 4-9. Deciduous.
- 13.00 FROHNLEITEN** -*E. perralchicum*- Elongated heart shaped leaflets are mottled red in spring topped by large butter yellow flowers. Height: 10" to 15". Zones 5-9. Evergreen.
- 14.00 E. Grandiflorum forma flavescens** #4- Much different form than others; 27 small leaflets per leaf are lightly bronze tinted in spring w/ long peduncles of large, soft yellow flowers on thin, wiry red stems. 20" tall. Zones 4-9. Deciduous.
- 13.00 E. grandiflorum var. violaceum**- First flush of 8"-10" tall leaflets are exquisite deep chocolate topped by large lavender flowers in early spring. 2nd flush: 12" tall. Zones 4-9. Deciduous.
- 13.00 HAGOROMO** -*E. x youngianum*- First flush of 8" tall leaves emerge w/ a purple flush aging to olive green later in the season. White flowers backed by narrow lavender sepals edged w/ white lines. 2nd flush: 12" tall. Zones 4-9. Deciduous.
- 12.00 HANAGARUMA** -*E. x youngianum*- Small leaflets emerge in a 6" tall mass topped w/ floriferous, lavender pink flowers on 9" stems. Second flush is 10" tall. Zones 4 to 9. Deciduous.
- 16.00 HOT LIPS** -New foliage emerges reddish pink aging to green then red in fall. Hot pink flowers w/ hotter pink long spurs begins blooming prior to new foliage emerging. Zones 5-9. Semi-Evergreen.
- 13.00 HUBEITREASURE** -*E. leptorrhizum*- Low growing, spreading mound of large, elongated, arrow shaped leaves. Large rich pink sepals with long white spurs in spring. Height: 6"-8". Zones 5-9. Evergreen.
- 12.00 KOJI** -*E. sempervirens*- New leaflets have a bronze tint & are topped by large lavender flowers w/ blushed white spurs in spring. About 10" tall, Zones 5-9. Semi-Evergreen.
- 19.00 LAVENDER LADY** -*E. grandiflorum*- Mass of wide spreading, low growing leaves that are edged with deep red in spring topped by 8" tall, full panicles of large lavender flowers with white spur tips. Height 6" to 8" tall, Zones 4-9. Semi-Evergreen.
- 17.00 LEMON ZEST** - Low, dense mound of small, shiny, rounded leaves flushed bronze in Spring. Topped by many erect racemes up to 15" high of brilliant, lemon-yellow bells. Height" 8"-12". Zones 5-9. Evergreen.
- 17.00 LILAC CASCADE** - *E. Sempervirens* x *E. Grandiflorum*- Spring foliage emerges beautiful shades of rose & pink hearts aging to solid green w/ purplish-red edges are 6" tall. Rich violet-lavender flowers followed by a 2nd flush of vibrant hot raspberry-pink foliage 10" tall. Semi-Evergreen.
- 15.00 LITTLE SHIELD** -*E. x youngianum*- Distinctive shield shaped leaves covered in spring w/ a soft overlay of milky white purple brown. Numerous white flowers top the foliage in spring. Height: 8" Zones 4-9. Semi-Evergreen.
- 17.00 LONG LEAF FORM** -*E. stellatum*- Leaflets emerge bluish-grey aging to a rich green w/ long, narrow prominently spiny leaves topped by a flurry of small star like white flowers w/ yellow centers held high above the leaves. 12" to 18" tall. Evergreen.
- 25.00 MACROSEPALUM** -Round, heart shaped leaves. Flowers w/ enormous lavender pink inner sepals. The petaloid structures reflex back like huge rounded wings, arching above the downward curving spurs. Stoloniferous. Height: 4"-8". Zones 5-9. Semi-Evergreen.
- 13.00 MELODY** -*E. x setosum* x *E. sempervirens*-violet- Medium-sized, spiny, lime green leaves are speckled w/ dark purple in spring. abundant sprays of small light lavender flowers w/ tiny, curving spurs appear above foliage. Height: 7". Semi- Evergreen.
- 9.00 MERLIN** -*E. youngianum*- 1st flush of leaves emerge an unusual two tone purplish-red topped w/ very floriferous, dusky violet & white spurless flowers. Height: 8"-12". Zones 5-9. Deciduous.
- 13.00 MILK CHOCOLATE** -*E. x youngianum*- First flush of leaves emerge about 6" tall w/ chocolate-purple leaves w/ tiny green flecks. Floriferous, white spurred flowers. Plant in partial sun to full shade. Height 12". Zones 5-9. Semi-Evergreen.
- 15.00 MILKY WAY** -*E. x youngianum*- First flush of heart shaped leaves emerge w/ a striking silver overlay aging to green later in the season. Medium size white flowers w/ long spurs. 2nd flush: 12" tall. Zones 4-9. Semi-Evergreen.
- 29.00 NIGHT MISTRESS** - *E. acuminatum* -Long slender shaped leaflets are bronze & purple in spring. Arching flower stems w/ sprays of large spurred dark purple inner sepals & white outer sepals. Height: 15" Zones 5-9. Evergreen.
- 17.00 OGISUI** -Oval shaped, glaucous leaves have red mottling in spring. Large white flowers w/ pale pink inner sepals. Height: 6". Semi-stoloniferous. Zones 5-9. Evergreen.

- 8.00 OKUDA'S WHITE** -*E. sempervirens*- A special selection from Honshu, Japan. Large white flowers w/ long spurs in Spring. A nice spreading epimedium. Height: 6"-8". Zones 5b-9. Semi-Evergreen.
- 10.00 ORION**-*E. grandiflorum*- Large, heart shaped, spined foliage w/ reddish margins. New leaves emerge bronze color then mature to light green. Topped in spring by dark purple & red to rose-violet flowers. 10"-18" tall. Deciduous.
- 10.00 PAUCIFLORUM**- Low, creeping mound of small, round leaflets with spiny margins. Near white flowers w/ light lavender spurs. Very drought tolerant once established & excellent ground cover. 4" to 6" tall. Zones 5-9. Evergreen.
- 12.00 PIERRE'S PURPLE** -*E. grandiflorum*- First flush of bronze leaves are 7" tall followed after bloom by 15" tall bright green foliage. Stunning & large, rich wine-purple flowers with prominent spurs tipped in white. Zones 4-9. Deciduous.
- 24.00 PINK CHAMPAGNE**-*E. leptorrhizum* x *E. pubescens*- Mottled leaves in spring topped w/ heavily floriferous panicles of pink & raspberry flowers w/ pink sepals capping the tops of each widely arched, yellow spurs. A stunning show! Height: 12". Evergreen.
- 10.00 PINK ELF**-*E. leptorrhizum* x *E. pubescens*- 1st flush of leaves emerge 5" tall dappled with green & auburn colors topped by very floriferous small, airy pink flowers w/ each flower highlighted w/ a dark bronze cup. 2nd flush of leaves 12" tall. Evergreen.
- 12.00 PINK STAR**- *E. youngianum* -1st flush of leaves emerge 3' tall topped w/ an explosion of Silvery pink flowers on 7" stems. 2nd flush of leaves are about 10" tall. Zones 5-9. Deciduous.
- 10.00 PLATYPETALUM**- Dense mound of small, round evergreen leaflets topped by dainty yellow flowers backed by tiny, white or reddish inner sepals. 12" to 15" tall. Very drought tolerant once established. Zones 5-9. Evergreen.
- 10.00 PURPLE HEART** -*E. youngianum*- Leaves unfurl a greenish- purple & deepen to a black purple providing a striking backdrop to the small bicolored pinkish lavender & white flowers. Leaves age to green in summer. Height: 18" Zones 5-8. Deciduous.
- 14.00 PURPLE PIXIE** -*E. grandiflorum*- Leaves emerge green w/ shades of rose topped by violet purple flowers w long white spurs in spring. Nice, compact mound. Height: 9"-12". Zones 4-9. Deciduous.
- 16.00 PURPLE PRINCE** -*E. grandiflorum*- Leaves emerge a showy rose color forming an 8" tall clump topped by the darkest purple flowers. 2nd flush of leaves are approx. 18" tall. Zones 4-9. Deciduous.
- 10.00 RED QUEEN** -*E. grandiflorum*- Very large (6" long x 4" wide) heart shaped leaves forming a tight clump topped by brilliant, rose-red flowers. Approx. 14" tall. Zones 4-9. Deciduous.
- 16.00 ROSE QUEEN** -*E. grandiflorum*- First flush of foliage in early Spring is an attractive bronze color topped by loose sprays of flowers that are dark rose with long white spurs. Height 8"-14" Zones 5-9. Deciduous.
- 18.00 ROYAL FLUSH**-*E. youngianum*- New foliage is a rich chestnut aging to bright burgundy mottled leaves w/ green veins w/ deepest colors towards the edges. Medium size lavender flowers have white spur tips. 1st flush: 9". 2nd flush: 14" Zones 5-9. Semi-Evergreen.
- 10.00 RUBY TUESDAY**- *E. youngianum*- Leaves unfurl w/ a purple cast about 5" tall followed late season by rich, ruby-red flowers w/ a lighter pale rose to white spurs. 2nd Flush of leaves are approx. 14" tall. Zones 4-9. Deciduous.
- 19.00 SANDY CLAWS**- *E. wushenense*- A spiny leaf form of *E. Wushenense*. Leaflets emerge bronze-red aging to glossy, shiny green w/ very long, narrow prominently spiny leaves; Wow! Long spurred, pale yellow flowers in spring. 15" tall. Zones 5 to 9. Evergreen.
- 8.00 SASAKI**- *E. sempervirens* x *E. x setosum*- First flush of heart shaped leaves emerge 6" tall topped w/ attractive rich mid pink flowers. Nice fall color. 2nd flush: 12" tall. Zones 5-9. Deciduous.
- 10.00 SHRIMP GIRL** -*E. alpinum*- Dense, thick mound of dark green, serrated foliage. Excellent for ground cover & drought tolerant. Small flowers have red sepals w/ creamy yellow spurs. Height: 6" to 8" Zones 5-9. Semi-Evergreen.
- 19.00 SIMPLE BEAUTY** - *E. Sp. Nov.*- Very large, corrugated leaves w/ prominent veins emerge slight red cast, aging to very glossy green w/ long needle like spines around the heart shaped leaves. Vigorous grower. Large, spurred, sulfur yellow flowers w/ light green inner sepals in spring. Zones 5 to 9. Evergreen.
- 24.00 SPINE TINGLER** - *E. Species. Nov.*- Leaflets emerge brushed light chocolate aging to glossy green w/ very narrow, long prominently spiny leaves, Floriferous spikes of long spurred, light yellow flowers in spring. Height: 8". Zones 5 to 9. Evergreen.
- 12.00 SPRING WEDDING**- *E. grandiflorum* - Spring foliage emerges dark purple, then lightens & expands to display bold 1/4" wide, mahogany red edges. Very floriferous 10" tall stems covered w/ soft lavender sepals backing white petals w/ downward curving spurs. Zones 4-9. Deciduous.
- 10.00 STARLET**- *E. x youngianum*- Spring leaflets are banded w/ rims of maroon-red. Adorable, long spurred dark lavender-pink flowers w/ white tips & white backs.. Height: 12". Deciduous.
- 10.00 STRAWBERRY BLUSH**- *E. versicolor*- New foliage of pinkish maroon mottled leaves that age to glossy dark green in summer. Soft pastel flowers have pink inner sepals with rose pink streaks & lemon yellow cups deepening to rose purple towards the spurs. 1st flush: 5"-6". 2nd flush: 10" Zones 5-9. Drought tolerant. Semi-Evergreen.
- 19.00 SUNNY & SHARE**- *E. x* - Dense mound of rounded leaves w/ bronze chocolate flecks in spring. Topped by many erect racemes w/ lemon-yellow bells. Height 12" to 14". Zones 5-9. Evergreen.
- 14.00 SUNSHOWERS**- *E. x youngianum*- Small spring leaflets are showered w/ red speckles topped w/ very floriferous medium sized light yellow flowers w/ short pink sepals. Reblooms atop secondary flush of flecked leaves in fall. Height: 8". Zones 5-9. Semi-evergreen.
- 20.00 SUTCHUENENSE**- Low growing, spreading mound of elongated, arrow shaped leaves mottled red in spring. Large lavender mauve long spurs w/ white sepals. Plant in partial sun to nearly full shade. Height: 4"-6". Zones 6-9. Evergreen.
- 10.00 SWALLOWTAIL**-*E. grandiflorum*- 1st flush of small leaflets are numerous @ about 7" tall & edged w/ purple. 2nd flush of foliage is approx 12" tall. Flowers are blue-lavender streaked in rose w/ angular white spurs streaked in lavender. Zones 4-9. Deciduous.

- 18.00 TAMABOTAN**- *E. x youngianum*-First flush of heart shaped leaves are purple, flushed with turquoise. Height: 8" Topped w/ silvery lavender & soft lavender flowers. Stamens & spurs are the same length giving a double flower appearance. Second flush: 18" to 20" tall. Zones 4-9. Deciduous.
- 12.00 TAMA NO GENPEI** - *E. grandiflorum*- Purple tinted foliage in spring topped by 8" large bi-colored lavender-pink & white flowers. Then reblooms again w/ 16" tall flower stems. Very floriferous. Height: Approx. 16" tall. Zones 4-9. Deciduous.
- 29.00 TARANTULA** - *E. Sp. Nov.*- Leaflets emerge bronze red cast aging to glossy green w/ the most narrow, long hair like spines zigzagging around the leaves. Vigorous grower. Profuse bloom of long spurred, sulfur yellow flowers in spring. Size: 7". Evergreen.
- 45.00 THE GIANT** - *E. Sp. Nov.*- Large leaved, robust plant topped by 3-4 foot stems w/ up to several hundred large, spider-like, light yellow flowers w/ amber inner sepals. Long bloom duration. Size: 12"x 30" Zones 5-9. Evergreen.
- 8.00 THUNDERBOLT**- *E. pinnatum ssp colchicum*- Leaves turn dark black purple in autumn leaving a contrast of thunderbolt pattern of green veins. Flowers are showy bright yellow inner sepals. Origin: Georgia Republic. Height 10". Zones 5-9. Evergreen.
- 49.00 TRUNCATUM** - *E. Species.*- Large, smooth, rounded, semi glossy leaves. Large panacles of numerous tiny white sepaled, yellow petaled flowers, covered w/ striking blue-black outer sepals when in bud. Height: 15" to 18" . Zones 4-9. Evergreen.
- 20.00 VARIEGATED #1**- *E. sempervirens*- Spectacular swirling collage of white, salmon pink & light green w/ the white lasting well into the season. White flowers w/ long spurs in spring. Height 8" tall. Zones 5-9. Semi-Evergreen.
- 10.00 VARIEGATUM**-*E. diphyllum*-Leaflets are variously mottled; Some green w/ flecks of white, others white w/ flecks of green. Dainty white flowers in spring. Height: Approx. 8" tall. Zones 5-9. Deciduous.
- 25.00 VIOLET QUEEN**- *E. sempervirens*- Outstanding spring foliage is cherry red aging to solid green w/ rose-red edges. Winter foliage is deepest red toned purple. Large violet-lavender flowers have wide inner sepals. 9" tall. Zones 5-9. Semi-Evergreen.
- 15.00 WATERFALL** -*E. grandiflorum*- Medium-large, tapered leaves that have purple tones in spring, stack in layers giving the appearance of flowing water. Topped in spring by deep rose-purple sepals with white spurs that flush with amethyst near the centers. About 16" tall, Zones 4-9. Deciduous.
- 10.00 WHITE CLOUD**- *E. x youngianum*- Spring leaflets have pale purple perimeter bands topped w/ an impressive number of flower stems w/ clouds of small white flowers. Height: Approx. 10" Zones 5-9. Deciduous.
- 16.00 WUDANG STAR**- *E. x stellulatum*- Leaflets emerge bronze w/ raspberry specks aging to a rich green w/ the raspberry specks on long, narrow, prominently spiny leaves. Long stems w/ an abundance of small white flowers. Zones 4 to 9. Evergreen.
- 17.00 YELLOW EMPEROR** -*E. 'Huangdi'*- Named for Huangdi, the legendary Yellow Emperor of China. This chance seedling of Fire Dragon starts w/ new dragon wing shaped leaves that are heavily mottled w/ chocolate purple. Topped in spring w/ floriferous & stunning, large butter yellow sepals & white bracts & spurs w/ amber tips. Height 12" to 14". Zones 4-9. Semi-Evergreen.
- 10.00 YUBAE**-*E. grandiflorum*- Young foliage is purple-bronze in spring approximately 8" high topped by beautiful large rose-red flowers w/ white spur tips. Approximately 18" tall, Zones 4-9. Deciduous.

Peak bloom time for Epimedium species

The list below should be used as only as a rough approximation on species peak bloom time in the Pacific Northwest for selecting certain bloom times of our species & cultivars we offer:

E. pubescens - March
E. brachyrrhizum- early April
E. dolichostemon - early April
E. epsteinii- early April
E. fargesii - early April
E. grandiflorum - early April
E. leptorrhizum - early April
E. hunanense- early April
E. lishihchenii - early April

E. ogisui- early April
E. x rubrum - early-April
E. sempervirens - early April
E. x versicolor - early April
E. acuminatum- mid- April
E. pauciflorum - mid-April
E. pubigerum- mid April
E. x sazaki- mid April
E. wushanense - mid April

E. x youngianum - mid April
E. brevicornu- late April
E. acuminatum - early May
E. stellatum- early May
E. diphyllum - mid May
E. platypetalum- mid May
E. shuichengense- mid May
E. koreanum- late May
E. davidii - early June

FERNS

There are literally thousands of fern species around the world. Here in Oregon's Willamette Valley we grow more than 150 hardy garden ferns in the gardens as well as the nursery. Ferns are one of the easiest plants to grow. Most of the ferns that we offer are shade tolerant, thriving in the same conditions as hostas. But, we also offer a few sun loving ferns. There are deciduous, semi-evergreen & evergreen ferns that come in a wide range of heights, shapes & textures that look fantastic in a mixed shade garden with hostas and epimediums. We have photos of the majority of ferns we offer on our website: www.SebrightGardens.com. We ship mature ferns usually grown in 3/4 gallon pots. Plants are shipped without soil. Ferns we ship have excellent root systems so that they will re-establish quickly into your garden.

See page 7 for shipping rates & instructions.

 - This camera symbol signifies there's a photo of this variety in the catalog; see page 1, 2, 27, 28 for photos.

Ferns are \$10.00 each unless otherwise noted.

ALASKA FERN - *Polystichum setiferum divisilobum*- Very dense fern w/ very lacy fronds reaching up to two feet w/ a nice horizontal growth pattern. Plant in partial sun to full shade w/ well drained, moist soil. Zones 6 to 8. Height: 12"-36" Evergreen. **\$12.00**

AMERICAN ROYAL FERN - *Osmunda regalis* var. *spectabilis*- Wide mound of spectacular, unique broadly ovate fronds on long, trunk like stems; Stunning! Plant in nearly full sun to full shade & moist, acidic soil. Will tolerate very wet soil. Zones 2 to 10. Height: 2 to 4 feet. Deciduous.

APPLECOURT PAINTED FERN - *Athyrium niponicum* 'Applecourt'- A spreading mound of spectacular color zones of burgundy, grey & dark green w/ added heavy creasing of each frond creating a fuller delicate appearance. Plant in light shade for best affect otherwise partial sun to full shade. 12-24 inches tall. Zones 3 to 8. Deciduous. **\$12.00**

ASIAN ROYAL FERN - *Osmunda japonica*- Upright mound of attractive, narrow, thick fronds; A dimorphic fern. Plant in partial sun in moist soil. Zones 6 to 9. Height: 1 1/2 to 3 feet. Deciduous.

ASIAN SABER FERN - *Polystichum neolobatam*- A beautiful, reliable fern for every shade garden w/ attractive erect, glossy & slightly grooved fronds. Plant in partial sun to full shade & well drained, acidic, moist soil. Zones 5 to 8. Height: 18" to 24". Evergreen. **\$12.00**

BARNES MALE FERN - *Dryopteris filix-mas* *Barnesii*- Tall, very upright & very narrow yet graceful fronds 3-4 inches wide w/ toothed pinnae reaching up to 4 feet. Makes a distinctive specimen fern. Plant in partial sun to full shade & well drained soil. Drought tolerant once established. Zones 4 to 8. Semi-Evergreen.

BEAUTIFUL WOOD FERN - *Dryopteris pulcherrima*- Elegant fern from the Himalayas w/ dense, thick pinnae on 2 foot blades. New fronds are a bright green. Plant in partial sun to full shade & well drained moist soil. Size: 2' to 3'. Zones 6 to 9. Evergreen. **\$14.00**

BEVIS SHIELD FERN - *Polystichum setiferum* 'Pulcherrimum Bevis'- Robust, soft textured, fern w/ h dark green, arching, feathery, tapering fronds having 30-40 pairs of bipinnate pinnae. The pinnules have softly bristly tips. Looks great even in winter. Plant in afternoon to full shade & well drained, moist soil. Size: 2 to 3 feet. Zones 4 to 9. Evergreen. **\$12.00**

BIG LEAF HOLLY FERN - *Cyrtomium macrophyllum*- Upright arching yellowish-green fronds & large terminal leaflets w/ up to 8 pairs of pinnae w/ smooth margins. Plant in afternoon to full shade & well drained, moist soil. Zones 6 to 10. Height: 12" to 30". Semi-Evergreen

BRILLIANCE AUTUMN FERN - *Dryopteris erythrosora* 'Brilliance'- Young fronds are lustrous & have an orange-coppery pink color that enlivens the garden landscape. The fronds at maturity age to a glossy green sheen. Plant in partial sun to full shade & well drained, moist soil. Height: 12"-24" tall. Zones 5 to 8. Evergreen.

CARROT FERN - *Onychium japonicum*- Arching clump of finest lacy light green fronds. Plant in nearly full sun to full shade in well drained, moist soil. Carrot ferns are not drought tolerant. Size: 16". Zones 8 to 10. Evergreen. **\$12.00**

CHAMPION'S WOOD FERN - *Dryopteris championii*- Large, airy, arching fern w/ ovate, bright green bipinnate fronds. New fronds emerge late spring, very showy winter fern. Plant in partial sun to light shade & well drained soil. Zones 5 to 9. Height: 2'to 3' tall. Evergreen. **\$12.00**

CHRISTMAS FERN - *Polystichum acrostichoides*- Semi-upright, arching, polished green, lanceolate fronds w/ 20-30 pairs of pinnae. Plant in partial sun to full shade & well drained, moist soil. Zones 3 to 9. Size: 12" to 24". Evergreen.

CINNAMON FERN - *Osmunda astrum cinnamomea*- Upright, arching plume-like green sterile fronds w/ attractive, cinnamon colored fertile fronds in the center. Makes a showy display. Plant in partial sun to full shade & moist soil. Zones 2 to 10. Height: 3 to 5 feet tall. Deciduous. **\$13.00**

CLIVICOLA HOLLY FERN - *Cyrtomium fortunei* var. *clivicola*- More compact form of Fortune's Holly Fern, upright arching soft yellow-green fronds made of 12 to 25 pairs of angled leaflets. Plant in afternoon to full shade & well drained, moist soil. Height: 24". Zones 5 to 10. Evergreen.

CRESTED HART'S TONGUE FERN - *Phyllitis scolopendrium* 'Cristata'- Semi-upright strapd fronds are erect w/ heart shaped bases & attractively crested apexes. Plant in partial sun to medium shade in well drained, moist soil, responds well to basic soil w/ lime added. Zones 4 to 9. Size: 12" to 24". Evergreen.

CRESTED MALE FERN - *Dryopteris filix-mas* 'Crispa Cristata'~ Robust, shuttlecock fronds w/ each wavy pinnae crested & crisped w/ green tassels atop the frond tops. Plant in partial sun to full shade & well drained soil. Size: 2 to 4 feet. Zones 4 to 8. Semi-Evergreen.

CURLED GOLDEN SCALED MALE FERN - *Dryopteris affinis crispa*- Tall, magnificent fern w/ wavy margined pinnae & new growth of bright yellow green, reaching up to 4 feet. Plant in partial sun to full shade & well drained soil. Zone 4 to 8. Height 3-4 feet. Evergreen.

DAHLEM SOFT SHIELD FERN - *Polystichum setiferum* 'Dahlem'- Dense, upright, lustrous lacy fronds reaching up to two 2 1/2 feet tall. Plant in partial sun to full shade w/ well drained soil. Zones 5 to 9. Size: 30". Evergreen.

DIXIE WOOD FERN-*Dryopteris x australis*- Attractive upright, dark green, lance shaped fern that is great in a woodland setting or are wetter area of the garden. Plant in partial to full shade in well drained, moist soil. Height: 4 to 5 feet tall. Zones 5 to 9. Semi-Evergreen

DRAGON TAIL FERN-*Asplenium ebennoides*- Perfect rock garden or foreground showpiece fern w/ narrowly triangular, lanceolate blades that are divided & deeply toothed w/ elongated narrow 'tails'. Plant in partial to moderate shade. Zones 5 to 8. Size: 6"-12". Evergreen.

DRYOPTERIS COREANO MONTANA FERN-*Dryopteris coreana* ssp. *montana*- Rare fern w/ upright, gracefully arching, soft dark green fronds. Species from Northeast Asia. Plant in partial sun & well drained soil. Zones 6 to 9. Height: approx. 30". Evergreen.

DWARF CONGESTED SOFT SHIELD FERN-*Polystichum setiferum* 'Congestum Cristatum'- Upright, very showy, densely compressed, overlapping pinnate fronds w/ mildly crested tips; Great in a front border or specimen planting. Plant in partial sun to full shade w/ well drained, moist soil. Height 6"-12" inches Zones 5 to 8. Evergreen.

DWARF CRISPED GOLDEN SCALED MALE FERN-*Dryopteris affinis* 'Crispa Gracilis'- Evergreen upright, very curled & crumpled & fastigiated forest green dwarf fern suggestive of a miniature conifer; Favorite foreground fern. Plant in partial sun to full shade & well drained soil. Height: 12". Zones 4 to 8. Evergreen.

DYCE'S SHIELD FERN-*Polystichum x dycei*- Largest holly fern w/ a broad expanse of long glossy dark green fronds giving a symmetrical appearance. Plant in afternoon to medium shade & well drained, moist soil. Height: 2 1/2 to 4 feet. Zones 6 to 8. Evergreen.

EARED LADY FERN-*Athyrium otophorum*- This remarkable fern is a conversation piece w/ its unusual frond coloring that makes a dramatic addition to the garden. Its short fronds are triangular, flat & pale green & the young fronds have maroon brown rachis (stems) & stipes. Plant in afternoon to full shade. 12-18 inches tall. Zones 5 to 9, Semi-evergreen.

EAST INDIAN HOLLY FERN-*Arachniodes simplicior*- A remarkable hardy fern w/ gorgeous waxy, dark green segments & yellow bands running down the centers. Plant in afternoon to full shade & well drained, moist soil. Height: 12"-18". Zones 6 to 10. Evergreen.

FANCY FERN-*Dryopteris intermedia*- Erect, soft blue green foliage w/ 12 to 14 pairs of pinnae covered w/ fine hairs tipped w/ round glands looking like Lilliputian hatpins. Plant in partial sun to full shade & well drained, moist soil. Zones 3 to 8. Height: 18" to 36". Semi-Evergreen. **\$12.00**

FORTUNE'S HOLLY FERN-*Cyrtomium fortunei*- Very attractive, upright arching soft green fronds that have 12 to 25 pairs of leaflets. Plant in afternoon to full shade & well drained, moist soil. Height: 18" to 30". Zones 5 to 10. Evergreen.

FRAGRANT MAIDENHAIR FERN-*Adiantum fragrantissimum raddianum*- Lush mound of medium green delicate looking foliage w/ bipinnate to tripinnate fronds. Plant in partial shade & well drained, moist soil. Zones 8 to 11. Height: up to 12". Evergreen.

GHOST PAINTED FERN-*Athyrium* 'Ghost'- A strong, tall growing, ghostly mound of steely grey swords. Plant in afternoon to dappled shade w/ moist, well drained soil. 30"-36" tall. Zones 3 to 8; Clumping & Deciduous. **\$12.00**

GOLDEN SCALED MALE FERN 'THE KING'-*Dryopteris affinis* Cristata 'The King'- Tall, graceful arching fronds 6 inches wide with lightly crested leaflets. Spring growth is covered in lustrous golden scales. Plant in partial sun to full shade & well drained soil. Height: 2 to 4 feet tall. Zones 4 to 8. Evergreen.

GOLDEN ZEBRA BAMBOO FERN-*Coniogramme emeinsis* 'Golden Zebra'- Unique bamboo fern w/ thick, glossy green & golden barred, ribbon like, arching foliage w/ approx. 10" long lanceolate pinnae. Semi stoloniferous rhizomes. Plant in partial to light shade in well drained, moist soil. Size: 24". Zones 7b to 10. Semi-Evergreen. **\$15.00**

GOLDIES WOOD FERN-*Dryopteris goldiana*- Stout & erect w/ variable shades of blue green to glowing green fronds w/ 15-20 pairs of pinnae from an impressively large crown. Grow in light shade & moist, well drained soil. Zones 3 to 8. Size: 3' to 4'. Deciduous. **\$12.00**

GODZILLA PAINTED FERN-*Athyrium niponicum* 'Godzilla'- Spreading mound has a spectacular show of tri-color fronds w/ zones of burgundy, grey & dark green. Excellent performer. Plant in light shade for best affect otherwise partial sun to nearly full shade. Size: 3' x 6'. Zones 5 to 9; Deciduous. **\$12.00**

HARD SHIELD FERN-*Polystichum aculeatum*- Strong growing fern w/ dark green, arching fronds having 25-35 pairs of pinnae w/ pointed spine tipped pinnules. Plant in afternoon to full shade & well drained, moist slightly alkaline soil. Zones 4 to 9. Size: 2 to 3 feet. Evergreen.

HAIRY LIP FERN-*Cheilanthes lanosa*- Sweet rock garden fern w/ upright soft grey green fronds made up of 10-15 pairs of pinnae w/ a reddish undercoat of hairs. Plant in light shade to full sun in well drained soil. Zones 5 to 9. Size: 6"-12". Evergreen.

HART'S TONGUE FERN-*Phyllitis scolopendrium*- Upright fronds are erect w/ heart shaped bases & pointed apexes. Plant in partial sun to full shade in well drained, moist soil, responds well to basic soil with lime added. Zones 4 to 9. Size: 12" to 24". Evergreen.

HIMALAYAN MAIDENHAIR FERN-*Adiantum venustum*- Lush, beautiful mound of medium green delicate looking foliage w/ broadly triangular, tripinnate fronds on black stipes. New growth is flushed salmon to bright bronze pink colored frothy fronds. Plant in light shade & well drained, moist soil. Size: 12" to 18". Zones 5 to 9. Evergreen.

IMBRICATUM MAIDENHAIR FERN-*Adiantum pedatum* 'Imbricatum'- Purple-black stripes hold fronds that are forked into two major branches that curl w/ six to eight pinnae per branch. Plant in afternoon to full shade & well drained, moist soil. Zones 5 to 8. Height: 12" to 15". Deciduous.

JAPANESE BEECH FERN-*Thelypteris decursive pinnata*- Beautiful, upright, arching, bright green, feather-like fronds. Makes an excellent ground cover or mass planting display. Plant in partial sun to full shade. Zones 4 to 9. Height: 1 to 2 feet. Stoloniferous, Deciduous.

JAPANESE HOLLY FERN-*Cyrtomium falcatum* 'Rochfordianum'- Long arching glossy dark green fronds that are 4-7 inches wide by two feet long. Fronds have up to 14 pairs of glossy leaflets. Plant in afternoon to full shade & well drained, moist soil. Zone 6 to 10. Height: 18" to 30". Evergreen.

JAPANESE PAINTED FERN-*Athyrium niponicum pictum*- A spreading mound of a spectacular show of tri-color fronds w/ zones of burgundy, grey & dark green. Plant in afternoon to light shade. 12-24 inches tall. Zones 4 to 9; deciduous.

JURASSIC GOLD WOOD FERN-*Dryopteris wallichiana* 'Jurassic Gold'- Arching mound of stiff, handsome dark green fronds w/ reddish black stems & scales w/ young fronds golden orange fading to bright golden-yellow. Plant in in afternoon to full shade & moist, well drained soil. Zones 6 to 8. Height: 2 1/2 to 5 feet tall. Evergreen. **\$16.00**


KOREAN ROCK FERN -Polystichum tsus-simense- One of the nicest small hardy ferns w/ shiny dark green fronds that are upright & stiff w/ attractive black veins; Makes a great border or potted plant. Plant in afternoon to full shade & well drained, moist soil. Height: 8" to 18". Zones 6 to 8. Evergreen.

LADY IN RED FERN -Athyrium angustum forma rubellum- A graceful clumping fern with medium green fronds accented nicely w/ vibrant burgundy stems. Plant in low sun to full shade in moist but well drained, rich humus soil. Avoid Nitrogen fertilizer to enhance the red color of the stems. 30-36 inches tall. Zones 3 to 8, Deciduous. **\$12.00**

LEATHERY POLYPODY FERN -Polypodium scolopendri- Perfect rock garden or foreground showpiece fern with pea green stems w/ 4-12 pair of thick & succulent, dark green, widely lobed "leaves". Plant in full shade in moist soil. Size: 6"-15". Zones 8 & 9. Evergreen.

LOG FERN -Dryopteris celsa- Upright, dark green lance shaped fern that is great in a woodland setting. Plant in afternoon to full shade in well drained, moist soil. Zones 5 to 9. Height: 3 to 4 1/2 feet tall. Deciduous. **\$12.00**

MACFADDEN'S LACE FERN -Microlepia strigosa 'Macfaddenae'- Tight strings of fine pinnae lining the fronds forming lacy, graceful foliage in a dense compact & attractive mound. Plant in partial sun to full shade & well drained, moist soil. Zones 6 to 10. Height: 12" to 24". Semi-Evergreen. **\$12.00**

MAIDENHAIR SPLEENWORT -Asplenium trichomanes- Perfect rock garden or foreground showpiece fern w/ dark stems & 20 to 30 pair of round to oblong matte green pinnae. Plant in partial to moderate shade. Size: 4"-8". Zones 3 to 9. Evergreen. 

MAIRIS'S MAIDENHAIR FERN -Adiantum x mairisii- Lush mound of bright green, delicate looking foliage w/ bipinnate to tripinnate fronds. Plant in partial shade & well drained, moist soil. Height: 12" to 24". Zones 7 to 10. Evergreen.

MAKINO'S HOLLY FERN -Polystichum makinoi- Strong growing fern w/ forest green fronds & prominent straw brown stipes. Plant in afternoon to light shade & well drained, moist soil. Height: 1 1/2 to 2 1/2 feet. Zone 5 to 9. Evergreen.

MANY FINGERED MALE FERN -Dryopteris filix-mas 'Linearis polydactyla'- Upright, very airy, thin, dark green fronds w/ very narrow, leathery leaflets that branch out to crested & multi-forked tips. Plant in nearly full sun to light shade & well drained, moist soil. Height: 2-3 feet. Zones 3 to 8. Semi-Evergreen.

METALLIC PAINTED FERN -Athyrium niponicum metallica- A spreading mound of elegant, wine-red fronds w/ a silvery sheen. Plant in light shade for best affect otherwise afternoon to nearly full shade. 12" to 24" tall. Zones 4-9. Deciduous.

MEXICAN MALE FERN -Dryopteris pseudofilix-mas- A huge, upright fern that is great for the garden setting & continues to grow until the first frost; can reach four feet tall & five feet wide. Plant in low sun to full shade & moist, well drained soil. Zones 5 to 8. Evergreen.

MINI HOLLY FERN -Cyrtomium falcatum. var. maritimum- Small fern w/ upright arching shiny green fronds & large terminal leaflets. Fronds have up to 8 pairs of pinnae w/smooth margins. Plant in partial sun to full shade & well drained, moist soil. Zones 6 to 10. Height: about 6" Semi-Evergreen. **\$12.00**

MOSSY SOFT SHIELD FERN -Polystichum setiferum 'Plumosum Densum'- Showy, feathery finely divided & heavily congested overlapping pinnae. Plant in afternoon to full shade with well drained, moist soil. Zones 6 to 9. Evergreen. **\$12.00**

MOTHER SHIELD FERN -Polystichum setiferum 'Proliferum'- Striking fern w/ soft, dense, glassy green fronds. Plant in partial sun to medium shade & well drained, moist soil. Height: 2 to 4 feet. Zones 6 to 9. Evergreen zones 7-9.

NARROW LEAF BAMBOO FERN -Coniogramme japonica var. gracilis- Unique fern w/h glossy green, narrow, ribbon like foliage of approx. 10" long pinnae that taper at both ends. Semi-stoloniferous rhizomes. Plant in dappled to full shade in well drained, moist soil. Size: 12" to 18". Zones 7b to 10. Semi-Evergreen. **\$14.00**

NARROW TASSEL FERN -Polystichum retroso-paleaceum- Arching, lanceolate, bipinnate fronds that are very lustrous & dark green, new growth emerges early spring a bright green. Plant in afternoon to full shade in well drained moist soil. Zones 5 to 9. Size: 2' to 3'. Evergreen. **\$15.00**

ORIENTAL CHAIN FERN -Woodwardia orientalis- Huge cascading, graceful fronds w/ new pinnate blades glossy bronze-red that age to bright green. Thick, wide pinnae make up to a 4 foot frond & produce 100's of plantlets on the pinnae. Plant in partial sun to light shade & moist soil. Zones 8 to 11. Size: 4'x 6'. Evergreen. **\$12.00**

ORIENTAL OSTRICH FERN -Matteuccia orientalis- Open, graceful arching fronds are large & plume like w/ wide lightly curled leaflets. Plant in light sun to full shade & moist soil. Zones 5 to 8. Height: 1.5 to 4 feet tall. Stoloniferous & Deciduous. **\$12.00**

PARSLEY LEAF MALE FERN -Dryopteris filix-mas 'Fluctoso Cristata'-Crinkled parsley like fronds w/ each wavy pinnae crested & crisped. Plant in partial sun to full shade & well drained soil. Size: 18" to 24". Zones 4 to 8. Semi-Evergreen. **\$13.00**

PEARLY WHITE PAINTED FERN -Athyrium niponicum pictum 'Pearly White'- A ivory white painted fern w/ white centers & light green edges. Plant in afternoon to light shade with moist, well drained soil. Height: 14"-18". Zones 4 to 9. Deciduous. **\$12.00**

PETITE LADY FERN -Athyrium filix-femina 'Minutissima'- Thick, compact mound of light green fronds w/ many pinnae. Produces new fronds throughout the growing season. Very cute! Plant in partial sun to full shade in moist, well drained soil. Height: 6" to 12". Zones 4 to 8. Deciduous. **\$13.00**

PINDER'S GOLDEN SCALE MALE FERN -Dryopteris affinis 'Pinderi'-Tall, upright, narrow, sharply pointed, graceful fronds are chartreuse aging to dark green in summer. Plant in partial sun to full shade & well drained soil. Height: 3'-4' Zones 4 to 9. Semi-Evergreen.

PROLIFEROUS AUTUMN FERN -Dryopteris erythrosora prolifica- Finely cut, narrow, leathery fronds whose young fronds are a pink bronze color that age to dark green; Very attractive. Plant in partial sun to full shade & well drained, moist soil. Height: 14" to 16". Zones 5 to 8. Evergreen.

PURPLE ROYAL FERN -Osmunda regalis purpurascens- Wide mound of very attractive, unique broadly wine-purple, ovate fronds that age to green on long attractive purple, trunk like stems; Stunning! Plant in nearly full sun to full shade & moist, acidic soil. Height: 2 to 6 feet. Zones 2 to 10. Deciduous. **\$12.00**

QUILTED HART'S TONGUE FERN -Phyllitis scolopendrium 'Angustifolia'- Semi-upright strapped fronds are erect with heart shaped bases & pointed apexes & tightly crinkled margins. Plant in partial sun to full shade in well drained, moist soil, responds well to basic soil with lime added. Size: 12" to 24". Zones 4 to 9. Evergreen.

RED BEAUTY PAINTED FERN -Athyrium niponicum 'Red Beauty'- A spreading mound of arching silvery green triangular fronds w/ bright burgundy red stems. Eventually ages to intense burgundy red. Plant in light shade or afternoon shade. Size: 12-16 inches. Zones: 4 to 9. Deciduous.

REGAL RED PAINTED FERN -Athyrium niponicum 'Regal Red'- A spreading mound of ruffled fronds w/ dark violet interiors & bright silver edges. Plant in light shade for best affect otherwise partial sun to full shade. Size: 12-24 inches. Zones 4 to 9; Deciduous.

REMOTE WOOD FERN -Dryopteris remota- Bright green upright fronds w/ a bushy appearance. Laceolate blades have 20 or less pairs of pinnae. Makes a stunning specimen. Plant in light shade & well drained soil. Height: 24" to 36". Zones 4 to 8. Semi-Evergreen.

ROBUST CONTORTED FELT FERN -Pyrrosia lingua var. 'Eboshi'- Very thick, leathery, curled green fronds about 2" wide & 8"-10" long; Very impressive. Plant in partial sun to light shade well drained soil, does well on sloping ground or well drained pot. Size: 8" to 15". Zones 8 to 10. Evergreen. **\$16.00**

ROBUST MALE FERN -Dryopteris x complexa- A huge, upright fern of which the weight of the massive dark green fronds gracefully arch. Plant in partial sun to full shade & well drained soil. Height: 3 to 5 feet tall. Zones 5 to 9. Semi-Evergreen.

ROTSTIEL GRAND CRESTED LADY FERN -Athyrium filix-femina 'Rotstiel Grandiceps'- Broad, medium green fronds covered w/ fingered crests at end of each tip. Plant in light to full shade in moist, well drained soil. 18-45 inches tall. Zones 4 to 8. Deciduous.

ROYAL FERN -Osmunda regalis- Wide mound of very attractive, unique broadly ovate fronds on long, trunk like stems; Stunning! Plant in nearly full sun to full shade & moist, acidic soil. Height: 2 to 6 feet. Zones 2 to 10. Deciduous.

SARAH LYMAN'S FERN -Polypodium californicum 'Sarah Lyman'- New fronds are bright chartreuse, aging to green w/ arching broadly oblong, wide blades & toothed like finely dissected pinnae. Semi- Stoloniferous, creeping fern. Drought tolerant once established. Plant in partial to full shade. Height: 12" to 15". Zones 8 to 10. Dormant when dry conditions, otherwise Evergreen. **\$15.00**

SICKLE LEAVED HOLLY FERN -Cyrtomium devexiscapulae- Showy, unusual holly fern w long arching glossy dark green fronds that have sickle shaped pinnae. Plant in afternoon to full shade in well drained, moist soil. Zones 6 to 9. Height: 20" to 30". Evergreen. **\$12.00**

SHAGGY WOOD FERN -Dryopteris cycadina- Stiff, leathery, very dark green fronds w/ black scales & stems that are very decorative in shady gardens or woodland settings. Plant in afternoon to full shade & moist, well drained soil. Zones 5 to 8. Height: 24" to 42" tall. Semi-Evergreen.

SIEBOLD'S WOOD FERN -Dryopteris sieboldii- Handsome, arching mound of frosty green, thickly textured, lanceolate fronds w/ two to five pairs of undivided pinnae plus a long undivided terminal pinnae. Plant in low sun to full shade in well drained, moist soil. Size: 2 to 4 feet. Zones 6 to 9. Evergreen.

SNOWFLAKE MAIDENHAIR FERN -Adiantum raddianum variegatum- Lush mound of light green w/ white speckling, delicate looking foliage w/ bipinnate to tripinnate fronds. Plant in light to afternoon shade & well drained, moist soil. Zones 8B to 10. Height: 12" - 24". Evergreen.

SOUTHERN WOOD FERN -Dryopteris ludoviciana- Attractive shiny dark green, lance shaped fronds that is great in a swampy or wet area of the garden. Has a spreading habit. Plant in light sun to full shade in nearly constant moist soil. Height: 2 to 4 feet. Zones 6 to 9. Semi-Evergreen.

STABLERI GOLDEN SCALE MALE FERN -Dryopteris affinis 'Stableri'- Tall, upright parsimonious yet graceful fronds 3-4 inches wide reaching up to 4 feet. Plant in partial sun to full shade & well drained soil. Zones 4 to 8. Evergreen.

SUNSET FERN -Dryopteris lepidopoda- Fronds emerge in rich decorative hues of salmon, orange, pink & deep rose that subside to warm green; A jewel for average soil. Plant in in afternoon to light shade & moist, well drained soil. Zone 6 to 9. Height: 24" to 30" tall. Evergreen.

TASMANIAN TREE FERN -Dicksonia antarctica- Evergreen tree fern is an excellent garden specimen to make a bold garden statement w/ fronds eventually reaching 6-10 feet long. Protect crown from hard freezing. Plant in nearly full sun to light shade & well drained, moist soil. Can reach 30 feet tall. Zones 8-11. Evergreen. **\$12.00**

TASSEL FERN -Polystichum polyblepharum- Bipinnate fronds that are very lustrous & dark green, new growth emerges early. Plant in mostly shade in well drained moist soil. 1 1/2 to 3 foot fronds. Zones 5 to 9. Evergreen.

TATTING FERN -Athyrium filix-femina frizelliae- One of the most unique ferns with narrow fronds 12-18 inches long w/ pinnae reduced to beadlike balls. Plant in low sun to full shade. 12-18 inches tall. Zones 4 to 8. Deciduous. **\$13.00**

'THE KING' OSTRICH FERN -Matteuccia struthiopteris 'The King'- This selection from the species grows taller w/ the erect, graceful arching fronds are large & plume like w/ wide lightly curled leaflets. Plant in partial sun to full shade. Zones 4 to 8. Height: Approx. 6 feet tall. Stoloniferous & Deciduous. **\$12.00**

THICK STEMMED WOOD FERN -Dryopteris crassirhizoma- Stout & erect glowing green fronds in spring aging to dark green w/ margins & undersides decorated with 3/4" polished tan scales on 20-30 pairs of pinnae from an impressively large crown. Plant in afternoon or light shade in moist, well drained soil. Height: 2 to 3 feet tall. Zones 4 to 8. Evergreen.

TOKYO WOOD FERN -Dryopteris tokyoensis- A unique, stiffly erect, narrow fronded fern that adds great texture & form for the garden; vigorous grower. Plant in afternoon to full shade & moist, well drained soil. Height: 18" to 36" tall. Zones 5 to 8. Deciduous.

TONGUE FELT FERN -Pyrrosia lingua- Upright thick, leathery, lancelet green fronds are erect. Increases by spreading rhizomatic stems. Plant in partial sun to light shade well drained soil, does well on sloping ground or well drained pot. Size: 8" to 15". Zones 8 to 10. Evergreen. **\$14.00**

UNDULATING HART'S TONGUE FERN -Phyllitis scolopendrium 'Undulata'- Semi-upright, wavy, undulating strapped fronds are semi-erect. Plant in partial sun to full shade in well drained, moist soil, responds well to basic soil w/ lime added. Size: 12" to 24". Zones 5 to 9. Evergreen.

VARIEGATED HOLLY FERN -Arachnoides simplicior- see East Indian Holly Fern.

VICTORIA LADY FERN -Athyrium filix-femina 'Victoriae' - Upright, arching mound of medium green fronds whose narrow pinnae cross to form X's & covered w/ crests at end of each tip; Stunning! Plant in afternoon to full shade in moist, well drained soil. Size: 18-24 inches. Zones 4 to 9, Deciduous.

WALLICH'S WOOD FERN -Dryopteris wallichiana- Arching mound of stiff, handsome dark green fronds w/ reddish black stems & scales: Very decorative in shady gardens or woodland settings. Plant in low sun to full shade & moist, well drained soil. Height: 2 1/2 to 5 feet tall. Zones 6 to 8. Evergreen.

WESTERN SWORD FERN -Polystichum munitum- Our most popular native fern w/ handsome erect & lush sword like fronds add interest to the woodland gardens. Plant in nearly full sun to full shade & well drained, acidic, moist soil. Height: 1 1/2 to 5 feet. Zones 6 to 9. Evergreen.

WHITESIDE BROAD BUCKLER FERN -Dryopteris dilatata 'Crispa Whiteside' - Very ornamental fern with broad triangular & congested, fluffy fronds. Plant in partial sun to full shade & well drained soil. Size: 2-4 feet. Zones 4 to 8. to semi-Evergreen. **\$12.00**

WHITE STRIPED CRETAN BRAKE FERN -Pteris cretica albo-linata- Beautiful, arching mound of bicolored green w/ creamy white centers, thickly textured, lanceolate fronds w/ two to four pairs of undivided pinnae plus a long undivided terminal pinnae. Plant in afternoon to full shade in well drained, moist soil. Size: 1 to 2 feet Zones 8 to 10. Evergreen.

WOLLASTON'S SHIELD FERN -Polystichum setiferum proliferum 'Wollastonii' - Dense, long lacy soft green fronds reaching up to two feet w/ a nice horizontal growth pattern. Plant in partial sun to full shade w/ well drained soil. Zones 6 to 8. Height: 12"-24". Evergreen.

YABANE-FUFELT FERN FERN -Pyrrosia lingua 'Yabane-Fu' - Upright thick, leathery fronds are randomly jagged w/ butterscotch yellow splashed throughout the green fronds. Plant in partial sun to light shade well drained soil, does well on sloping ground. Zones 8 to 10. Height: 7". Rhizomatous. Evergreen. **\$18.00**

Water tolerant Ferns

Alpine Water Fern
American Royal
Athyrium filix-femina
ferns
Chilean Palm Fern
Cinnamon Fern
Log Fern
Oriental Ostrich Fern
Ostrich Fern
Purple Royal Fern
Royal Fern
Sensitive Fern
Southern Wood Fern
Toothed Wood Fern

Deer Resistant ferns

Alaska Fern
Applecourt Painted Fern
Asian Saber Fern
Branford Beauty Fern
Brilliance Autumn Fern
Carrot Fern
Christmas Fern
Cinnamon Fern
Cyrtomium Holly ferns
Dwarf Crisped G.S.M.F.
Dyce's Holly Fern
Five Fingered Maidenhair
Ghost Painted Fern
Godzilla Painted Fern
Golden Scale Male ferns
Hard Shield Fern
all Hart's Tongue ferns
Japanese Beech Fern
Korean Rock Fern
Lady ferns
Makino's Holly
Mother Shield Fern
Ostrich Fern
All Painted ferns
Purple Royal Fern
Sensitive Fern
Tasmanian Tree Fern
Tassel Fern
Western Sword Fern

Drought tolerant Ferns

Asian Saber Fern
Most Male Ferns
Dryopteris filix-mas ferns
Licorice Fern
Mexican Polypody Fern
Plumose Oak Fern
Robust Contorted Felt
fern
Sarah Lyman's Fern
Western Sword Fern

Sun tolerant Ferns

Hairy Lip Fern
Tasmanian Tree Fern

H O S T A S

Hostas are one of the delights of the shade garden. Sizes range from tiny miniatures to awesome large leaved varieties & from sedate single tone greens, golds, & blues to wildly variegated patterns. Although grown more for foliage than flowers, the flowers are appealing. Most flowers are large enough & filled with enough nectar to attract hummingbirds. Since we offer approximately 500 hosta varieties in this catalog, we have kept the description short & concise. If you are interested in a more detailed description of the following list as well as many more photos, please visit our website: www.SebrightGardens.com. **We ship mature, single, double or multiple division (crown) plants (depending on availability). Plants are shipped without soil with roots protected from drying out.** Whenever possible, we try & ship hostas with multiple dormant eyes that will reproduce new crowns the following year. Hostas we ship have excellent root systems so that they will re-establish well into your landscape. Hostas are grow well in Zones 3 to 9.

See page 7 for shipping rates & instructions.

HOSTA SIZE SCALE FOR MATURE CLUMP

For most hostas, height & width are similar dimensions, vase shaped or upright hostas have more height than width, broad/open shaped are wider than taller

Giant	Height greater than 30"	Medium	Height 13" to 18"
Very Large	Nearly giant size	Small	Height 7" to 12"
Large	Height 23" to 30"	Dwarf	Height 3" to 6"
Medium Large	Height 19" to 22"	Miniature	Height 3" or less

 -This camera symbol before a hosta name signifies there's a photo of this hosta in catalog; see page 1, 2, 27 & 28 for photos.

- \$12.00 ABBA DABBA DO** -Giant- Upright mound of thick, olive green leaves w/ bright yellow margins & widely undulating edges.
- 10.00 ABIQUA RECLUSE** -Medium/Large- Upright mound of glossy, metallic gold, heart shaped, puckered & slightly waffled leaves.
- 13.00 ALICE IN WONDERLAND** -Medium- Broad, golden yellow leaves framed by bright green borders that hold all seasons.
- 14.00 ALLEGAN FOG** -Medium- Twisted greenish white leaves w/ olive green flecked centers & dark green margins; Very striking!
- 20.00 ALLIGATOR ALLEY** -Medium Large- Dense mound of thick, satiny & intensely seersuckered leaves w/ chartreuse centers aging to golden yellow with wide, dark green margins; Pest resistant. Pale lavender flowers.
- 9.00 AMBER TIARA** -Small- Spreading mound thick, creamy yellow leaves; vigorous grower. Deep purple flowers in late spring.
- 10.00 AMERICAN DREAM** -Medium- Dense upright mound of chartreuse leaves that age to a golden yellow w/ wide white margins.
- 13.00 AMERICAN HALO** -Giant- Dense mound of very thick, round & puckered dark blue-green leaves w/ wide white margins.
- 16.00 AMERICAN HERO** -Medium- Thick, smooth, lightly twisted, w/ green flecks in the pure white centers w/ wide, dark green margins.
- 11.00 AMERICAN SWEETHEART** -Medium- Upright, very thick leaves w/ white centers & wide olive green margins; Nice contrast!
- 15.00 ANN KULPA** -Medium- Satiny, yellow leaves aging to an ivory white w/ wide irregular dark green margins.
- 12.00 ANTIOCH** -Large- Green leaves w/ wide creamy white edges, oval & tapering to a cuspidate point; arching to the ground.
- 23.00 APPLE CANDY** -Medium- Satiny, Dense mound of heavy textured soft green leaves w/ yellow margins. Then age in summer to yellow leaves with white margins. Bell shaped, lavender flowers in late July into August.
- 15.00 APPLETINI** -Dwarf- Dense mound of attractive thick & smooth, bright shiny lemon yellow leaves aging to apple green in summer.
- 12.00 ARC De TRIUMPHE** -Large- Arching mound of heart shaped dark green leaves w/ wide variable yellow margins & prominent veins.
- 15.00  ATLANTIS** -Giant- Upright mound of thick, olive green leaves w/ wide bright yellow margins & attractive undulating edges.
- 14.00 ATOM SMASHER** -Dwarf- Lance shaped yellow leaves w/ very ruffled edges. Red & yellow seed pods.
- 19.00  AUTUMN FROST** -Medium- Very thick, intense blue leaves surrounded by very wide, bright gold margins; Stunning!
- 18.00 AVOCADO** -Large- Shiny gold leaves w/ wide dark green margins. Excellent grower! Fragrant, light lavender flowers.
- 17.00 AZURE FRILLS** -Medium- Arching mound of thick, pointed, powder blue leaves w/ rippled margins ages to blue-green in summer.
- 16.00 BATTLE STAR** -Medium- Semi-upright mound of thick & smooth, blue green leaves w/ chartreuse margins that age to yellow.
- 14.00 BEDFORD'S RISE AND SHINE** -Small- Thick & smooth, glossy green leaves w/ creamy white margins; Excellent grower.
- 19.00  BEN VERNOOIJ** -Medium- Very thick, intense blue leaves surrounded by bright gold borders that age to creamy white in summer.
- 12.00 BETCHER'S BLUE** -Medium- Dense mound of rich blue, cupped & puckered leaves; Pest resistant. Tinted lavender white flowers.
- 16.00  BEYOND GLORY** -Medium/Large- Showy, thick, heart shaped chartreuse aging to gold leaves w/ wide dark green rippled margins.
- 12.00 BIG DADDY** -Large- Intense, glaucous blue leaves are heavily corrugated, cupped, puckered & seersuckered; Pest resistant.
- 10.00 BIG MAMA** -Large- Deep blue-green leaves thick & rigid, deeply ribbed & undulating w/ rippled edges; Pest resistant.
- 12.00 BIG SAM** -Giant- Broad mound of wavy dark green leaves w/ impressive pie crust edges. Pale lavender flowers.
- 12.00 BINGO** -Medium- Nicely corrugated blue-green leaves are framed by very wide gold margins & leaves have good substance.
- 12.00 BLACKFOOT** -Small/Medium- Dense mound of bright yellow elongated spade shaped leaves on top of red spotted stems.
- 12.00 BLUE BARON** -Small- Attractive, open mound of elongated, thick blue leaves; Pest resistant.
- 13.00 BLUE BLAZES** -Large- Upright, unruly mound of heavily puckered, round rich dark blue-green, intensely seersuckered leaves.
- 10.00 BLUE BLUSH** -Small- Thick, upright mound of heavy substanded, smooth, dark blue wide lance shaped leaves.
- 9.00 BLUE CLOWN** -Small- Thick, round leaves are an intense blue-green & form a dense mound. Light lavender flowers.
- 11.00 BLUE DANUBE** -Medium- Dense, horizontal mound of heavily substanded, corrugated, heart shaped very rich blue leaves.
- 8.00 BLUE DIAMOND** -Medium- Dense mound of soft blue green lightly undulating & arching lancet leaves; Pest resistant.

- 8.00 **BLUE DIMPLES** -Medium- Very thick, puckered, nearly heart shaped, pointed glaucous blue leaves; Vigorous grower.
- 16.00  **BLUE ELF** -Small- Nice, compact mound of thick, heart shaped, powdery blue leaves. Vigorous grower. Attractive flowers.
- 15.00 **BLUE HAWAII** -Very Large- Upright mound of blue, corrugated & thick, heart shaped leaves; Vigorous grower. White flowers.
- 12.00 **BLUE HEAVEN** -Medium/Large- Silvery grey-blue, slightly folded heart shaped leaves. Pale lavender flowers.
- 11.00 **BLUE JAY** -Small/Medium- Upright mound of one of the best & most intense blues w/ thick, heart shaped leaves; Pest resistant.
- 14.00 **BLUE MAMMOTH** -Very Large- Powder blue leaves, intensely seersuckered & heavily puckered; Excellent specimen plant.
- 12.00 **BLUE MOON** -Small/Medium- Sparkling deep blue, very thick, heart shaped leaves; Pest resistant. White flowers.
- 10.00  **BLUE MOUSE EARS** -Dwarf- Very thick, almost rubbery, round, rich blue-green leaves; Pest resistant. A must have!
- 12.00 **BLUE UMBRELLAS** -Giant- Vase shaped mound of heavily textured & lightly crinkled, round & leathery, satiny blue green leaves.
- 12.00 **BLUE VISION** -Large- Exceptional blue leaves that are thick, cupped & puckered; Pest resist. Palest lavender bell shaped flowers.
- 10.00 **BLUE WEDGWOOD** -Medium- Heavy substantced, bright to deep powdery blue, strongly dimpled, wedge shaped leaves.
- 8.00 **BOB DEANE** -Medium- Heart shaped, blue-green leaves w/ ruffled, creamy yellow margins that age to almost white in summer.
- 10.00 **BOLD EDGER** -Medium- Dense, irregular mound of prominently veined, olive-green leaves w/ cream margins aging to white.
- 15.00 **BRASS RING** -Medium Large- Corrugated, large round deep green leaves irregularly margined w/ broad bands of yellow.
- 10.00 **BRAVE AMHERST** -Medium Large- Thick, seer suckered, light blue leaves w/ creamy yellow margins aging to creamy white.
- 12.00 **BRENDA'S BEAUTY** -Medium- Lemon yellow leaves w/ variable green edges; Excellent hosta to brighten a dark area.
- 13.00 **BRIGHT LIGHTS** -Medium- Heavily puckered, very thick, glaucous, chartreuse leaves w/ blue-green margins.
- 9.00 **BROTHER RONALD** -Medium- Dense mound of thick, cupped, intense mid to dark blue dimpled leaves; Pest resistant.
- 20.00  **BROTHER STEFAN** -Medium Large- Beautiful gold leaves are framed by wide medium green borders & nicely corrugated.
- 12.00 **BULLETPROOF** -Medium- Semi-upright mound of stunning narrow heart shaped, intense blue leaves with very thick substance.
- 10.00 **CAMELOT** -Medium- Heavily substantced, very round, cupped intense greyish-blue leaves; Seer suckered & puckered @ maturity.
- 15.00  **CAMEO** -Miniature- Fabulous dark green leaves w/ creamy white edges, Perfect for rock garden, along a walk or in a trough.
- 14.00 **CANDY DISH** -Small/Medium- Dense mound of thick, semi-glossy dark green leaves on purple stems w/ very rippled edges.
- 12.00  **CAPTAIN KIRK** -Medium Large- Nice substantced, creamy gold leaves in spring aging to yellow then ivory w/ wide dark green margins. Emerges in spring from purple shoots; Good grower. Pinkish lavender flowers from rich violet buds.
- 12.00 **CASCADES** -Medium- Gently arching, pointed mound of ivory white leaves w/ dark green margins; Perfect name & striking.
- 16.00 **CATHEDRAL WINDOWS** -Medium Large- Shiny, bright gold centered leaves w/ wide dark green margins. Nice substance.
- 9.00 **CELEBRATION** -Small- Low, dense mound of wavy lance shaped leaves that are bright white w/ dark green edges; Good grower.
- 13.00 **CENTER OF ATTENTION** -Medium- Striking, thick, glossy, seersuckered, dark green leaves w/ yellow-gold centers.
- 12.00 **CHAIN LIGHTNING** -Medium- Thick, oval, puckered dark green margins w/ creamy white centers. Good grower.
- 9.00 **CHARTREUSE WIGGLES** -Miniature- Thick fountain of lance shaped, very ruffled, satiny smooth, bright gold leaves.
- 13.00  **CHERRY TART** -Dwarf- Upright clump of narrowly elliptic, smooth light gold leaves on top of attractive very red stems.
- 18.00  **CHINA GIRL** -Medium- Vase shaped mound of smooth, shiny green leaves w/ lightly rippled edges atop deep red petioles.
- 14.00 **CHOPSTICKS** -Small- Upright mound of thick & smooth, satiny green leaves w/ white undersides on top of long, very red petioles.
- 13.00 **CHRISTMAS CANDY** -Medium- Thick white leaves w/ medium green margins; An improved Night Before Christmas.
- 12.00 **CHRISTMAS TREE** -Large- Very thick, deeply veined, heart shaped dark green leaves w/ creamy white edges; Intensely crinkled.
- 9.00 **CITATION** -Medium- Smooth, chartreuse to golden yellow leaves w/ wide creamy edges aging to white. Pale lavender flowers.
- 19.00 **CLIMAX** -Very Large- Upright clump of lush, thick, corrugated dark green leaves w/ gold margins topped w/ lavender flowers.
- 10.00 **COCONUT CUSTARD** -Dwarf- Neat, dense mound of thick, yellow leaves aging to lime-green in summer atop bright purple stems.
- 17.00 **COLOR FESTIVAL** -Medium- Creamy white leaves w/ wide dark green margins divided by yellow streaks & lightly rippled edges.
- 10.00 **COLUMBUS CIRCLE** -Medium- Dark green w/ creamy yellow margins changing almost white at bloom time, nice substance.
- 16.00 **CON TE PARTIRO** -Dwarf/Small- Slightly rippled blue-green leaves w/ creamy white margins. Excellent grower.
- 14.00 **COOKIE CRUMBS** -Miniature- Dense mound of pretty, tear drop shaped green leaves w/ creamy white margins.
- 15.00 **COOL AS A CUCUMBER** -Large- Striking, cascading mound of long tapered, clear white leaves w/ bright green margins; Vigorous
- 16.00 **CORN BELT** -Medium- Heavily veined, flat, arching, glowing gold leaves w/ ruffled edges & wide green margins; A stunning hosta.
- 17.00 **COUNTRY MOUSE** -Miniature- Heart shaped blue green leaves w/ pure white margins, perfect for rock garden or in a trough.
- 20.00 **CRANBERRY WINE** -Medium- Arched mound of thick, wavy, bright yellow leaves aging chartreuse atop cranberry colored stems.
- 15.00  **CREAM TOPPING** -Medium- Striking white centers w/ wide dark blue margins surrounding blue green margins on narrow, heart shaped leaves: Excellent substance & pest resistant! Lavender flowers in summer.
- 7.00 **CROWN PRINCE** -Small- Open mound of elongated chartreuse leaves aging creamy yellow w/ bright green streaking; Dynamic.
- 8.00 **CRUSADER** -Medium- Thick, heart shaped, dark green leaves powdered blue in spring w/ cream borders; Vigorous grower!
- 9.00 **CURLS** -Medium- An even, tiered mound of satiny dark green lance shaped leaves w/ very ruffled edges. Purple striped flowers.
- 12.00  **CURLY FRIES** -Small- Long, very thick tapered yellow leaves that age to near white & are intensely rippled; Vigorous grower.
- 12.00 **DANCE WITH ME** -Medium Large- Thick, heavily textured, heart shaped yellow leaves w/ wide dark green margins.
- 19.00 **DANCING QUEEN** -Large- Bright lemon-yellow wedge shaped leaves w/ wonderful ruffled edges; Good grower.
- 17.00 **DANCING STARS** -Large- Heavily textured, round, thick & leathery white leaves w/ wavy, satiny blue edges, vase shaped clump.
- 16.00 **DAWES** -Medium- Thick & smooth, yellow leaves aging to white surround irregularly streaked light green then dark green margins.
- 16.00 **DAWN'S EARLY LIGHT** -Medium Large- Brilliant lemon-yellow, corrugated, heart shaped leaves w/ wonderful ruffled edges.
- 12.00 **DAY'S END** -Large- Full, wide clump of very large ovate green leaves w/ gold margins held horizontally; Excellent substance.
- 8.00 **DEE'S GOLDEN JEWEL** -Large- An upright mound of very thick, rounded w/ a point, golden yellow leaves nicely veined.
- 14.00 **DEEP POCKETS** -Medium- Dense mound of heavily corrugated dark green leaves that are thick, seer suckered & deeply cupped.

- 11.00 **DEEP SPACE 9** -Medium- Thick, dark green leaves w/ creamy gold margins aging to creamy white in summer, slightly cupped.
- 11.00 **DEJA BLU** -Medium- Dense mound of soft blue leaves w/ yellow borders & cream lightning bolts that dance in between.
- 12.00 **DELIVERANCE** -Medium- Fountain shaped mound of smooth yet wavy satiny blue-green leaves with yellow margins.
- 14.00 **DELTA DAWN** -Large- Thick, light apple to chartreuse green corrugated leaves w/ wide white margins; Very stunning!
- 14.00 **DELTA DESIRE** -Large- Thick, chartreuse aging to yellow heart shaped leaves. Pale lavender to near white flowers
- 14.00 **DESIGNER GENES** -Small- Short but wide mound of bright gold leaves on attractive red petioles w/ purple flowers; Good grower.
- 15.00 **DEVON GREEN** -Medium- Dense, overlapping mound of heavy textured, shiny, dark olive green leaves; Super performer.
- 19.00  **DIAMOND LAKE** -Medium/Large- Open mound of thick, heart-shaped & heavily corrugated blue leaves w/ wavy margins.
- 14.00 **DINKY DONNA** -Small- Open mound of very thick, dark green leaves w/ attractive chartreuse centers; vigorous grower.
- 16.00 **DINNER MINT** -Dwarf- Compact mound of attractive, slightly shiny & smooth, lemon yellow leaves w/ dark green margins.
- 10.00 **DON STEVENS** -Medium- Neat, tight mound of glossy dark green leaves w/ yellow margins aging to white w/ some streaking.
- 10.00 **DONAHUE PIECRUST** -Very Large- Exuberantly ruffled edges on large, satiny, dark green leaves. Bell shaped, white flowers.
- 9.00 **DORSET BLUE** -Small- Round, powdery, heavily substanted, silver blue leaves; Pest resistant. Bell shaped white flowers.
- 9.00 **DRAGON TAILS** -Miniature- Fast growing clump of long, narrow ruffled leaves w/ very ruffled edges; Very attractive.
- 15.00 **DREAM QUEEN** -Medium- Beautiful dark blue-green leaves w/ narrow chartreuse centers aging to white in summer.
- 14.00 **DREAM WEAVER** -Medium- Beautiful dark blue-green margins w/ narrow chartreuse centers aging to white in summer.
- 10.00 **DUST DEVIL** -Large- Heavily textured, moderately wavy, dark green leaves w/ wide creamy yellow margins. Lavender flowers.
- 12.00 **EARTH ANGEL** -Very large- Heavy textured & veined, huge, heart shaped blue-green leaves w/ creamy white borders; Wow!
- 10.00 **EL CAPITAN** -Large- Round dark sage-green, crinkled leaves w/ widely margined creamy yellow. Rich mauve bell shaped flowers.
- 14.00 **ELEANOR LACHMAN** -Small- White leaves w dark green margins surrounded by blue margins & streaks towards the centers.
- 16.00 **ELECTROCUTION** -Small/Medium- Dense mound of narrow green leaves that are twisted as though the plant has been electrocuted with yellow aging to white margins. Excellent grower. Light lavender flowers.
- 12.00 **ELEGANS** -Very Large- Very thick, intensely seersuckered & puckered, rich frosty blue leaves; A favorite classic. White flowers.
- 10.00 **ELIZABETH CAMPBELL** -Medium- Thick, heart shaped, chartreuse to gold leaves w/ wide medium green margins.
- 13.00 **ELVIS LIVES** -Medium-Large- Vase shaped mound of smooth yet wavy velvety blue-green leaves on tall stems; Unique.
- 18.00 **EMERALD CHARGER** -Medium/ Large- Golden yellow leaves w/ wavy, wide dark green margins. Fragrant, near white flowers.
- 9.00 **EMERALD CITY CHICK** -Small- Open mound of smooth, leathery & glossy narrow heart shaped leaves w/ undulating edges.
- 12.00 **EMERALD TIARA** -Small- Dense spreading mound of oval-heart shaped, smooth, emerald gold leaves w/ dark green margins.
- 20.00  **EMPRESS WU** -Giant- Enormous hosta that makes a semi-upright mound of thick, dark green leaves w/ deeply impressed veins.
- 14.00 **ENTERPRISE** -Medium Large- Slightly cupped leaves w/ bright white centers & dark green margins; Very showy.
- 9.00 **ERIE MAGIC** -Large- Medium green quilted leaves w/ soft gold margins & nice substance; Excellent grower.
- 20.00 **ETCHED GLASS** -Medium- Golden yellow dimpled leaves w/ very wide dark green, puckered margins; Vigorous grower. Fragrant.
- 14.00 **ETERNAL FLAME** -Medium- Thick, white leaves some speckled w/ green dots & broad dark green margins; A favorite.
- 10.00 **EVERLASTING LOVE** -Medium- Thick, blue-green leaves in spring that turns dark green w/ creamy yellow to white margins.
- 12.00 **EXTASY** -Small/Medium- Thick, upright wedge shaped creamy white leaves with wide greyish blue margins; Beautiful!
- 12.00  **EYE DECLARE** -Medium- Fiery golden yellow leaves w/ deep green margins, Very showy & good grower.
- 13.00 **FAITH** -Medium- Thick, heavily corrugated, nearly heart shaped, rich gold leaves. Near white flowers in early summer.
- 8.00 **FAITHFUL HEART** -Small- Oval, bright gold leaves w/ narrow green margins & rippled edges; An excellent grower.
- 15.00 **FAN DANCE** -Medium- Bright yellow leaves, cream colored late season, w/ green margins, edges lightly rippled; Nice!
- 10.00 **FANTASY ISLAND** -Small- Elongated heart shaped, creamy yellow leaves w/ wide green margins & celadon streaking.
- 8.00 **FASCINATOR** -Medium- Thick, golden yellow leaves aging to ivory white w/ muted green margins. Lavender flowers.
- 20.00 **FASHIONISTA** -Medium- Dense mound of bright gold leaves w/ pure white margins on top of attractive pinkish red petioles.
- 19.00 **FAT CAT** -Very Large- Thick & round, heavily corrugated medium gold leaves that age to bright iridescent gold; slug resistant.
- 7.00 **FEATHER BOA** -Small- Narrow, bright lime yellow, arching leaves aging to chartreuse in summer, edges rippled to kinked.
- 14.00 **FIRE AND ICE** -Medium- Thick, smooth, lightly twisted pure white leaves w/ wide dark green margins; A fabulous hosta.
- 15.00 **FIREFLY** -Small- Dark Medium green, lanced shaped leaves with creamy yellow aging to creamy white margins; Good grower.
- 16.00 **FIREPLACE** -Small- Dark green leaves w/ attractive acid yellow margins on top of bright red, dotted & streaked petioles
- 18.00 **FIRN LINE** -Medium- Thick, very blue leaves surrounded by wide, creamy white margins that brighten to pure white.
- 19.00 **FIRST DANCE** -Large- Brilliant lemon-yellow, wedge shaped leaves w/ wonderful light green margined, pie-crust edges.
- 12.00  **FIRST FROST** -Medium- Thick, blue leaves surrounded by bright gold borders that age to frosty white in summer; Superb!
- 14.00 **FLASH OF LIGHT** -Medium- Thick, smooth, pure white leaves w/ wide dark green margins; Holds colors all seasons.
- 18.00  **FLEMISH GOLD** -Medium- Upright mound of bright gold, thick, smooth narrow heart shaped, gently rippled leaves.
- 16.00 **FLEMISH SKY** -Medium- Heavy substanted smooth, chalky deep blue wedge shaped leaves with white backs; Very showy.
- 22.00  **FORBIDDEN FRUIT** -Medium- Stunning, bright orange-gold, very thick leaves w/ wide blue-green margins. Pale lavender flowers.
- 8.00 **FOREST SHADOWS** -Small- Heart shaped green leaves edged & streaked w/ dark blue-green that lasts all summer.
- 15.00  **FRAGRANT BLUE** -Large- Thick, heart shaped, soft powder blue leaves that are a unique, attractive blue. Lightly fragrant flowers.
- 13.00 **FRAGRANT DREAM** -Large- Upright dark green leaves w/ bright yellow margins; rapid growth. Large, fragrant white flowers.
- 12.00 **FRAGRANT GOLD** -Large- Heavy substanted gold green progressing to gold leaves. Fragrant pale lavender flowers.
- 10.00 **FRAGRANT STAR** -Medium- Thick, glossy & leathery, grey blue leaves w/ distinctive rippled edges; Rapid increaser. Fragrant.
- 12.00 **FRANCEE** -Medium Large- A dense mound of rich dark green leaves w/ distinct white borders; Excellent performer all seasons.
- 8.00 **FRIED GREEN TOMATOES** -Large- Upright clump of frosty green leaves turning glossy later in the season. Fragrant white flowers

- 10.00 FROSTED DIMPLES** -Small/Med- Thick, pebbled, blue leaves w/ creamy yellow margins; Blue color holds well through summer.
- 14.00 FROSTED FROLIC** -Small- Semi round, blue-green leaves widely edged & streaked w/ creamy yellow. Vigorous grower.
- 16.00 FROSTED MOUSE EARS** -Miniature -Attractive, rich blue-green leaves w/ attractive yellow margins that age to creamy white.
- 12.00 FROZEN MARGARITA** -Large-Upright clump of beautiful glossy chartreuse gold leaves w/ white margins; Good grower. Fragrant.
- 15.00 FRUIT PUNCH** -Medium- Brilliant golden yellow leaves w/ rippled edges on top of speckled, cherry red petioles.
- 10.00 FUJIBOTAN** -Medium- Cascading mound of medium green foliage topped w/ beautiful, fully double lavender flowers. Mature clumps are capable of producing 50+ flowers per stem in mid to late summer.
- 23.00 FULL FRONTAL** -Medium- Emerges in spring w/ wide bright chartreuse yellow margins w/ narrow blue green centers surrounded by a white line. Ages later to frosty blue leaves w/ blue-green centers surrounded by the white line; Excellent grower.
- 10.00 GAIJIN** -Miniature- Upright tiny mound of green leaves w/ gold margins that ages to white. Purple striped, trumpet shape flowers.
- 16.00 GARDEN PARTY** -Very Large- Upright mound of bright gold, thick, corrugated leaves w/ narrow green margins. White flowers.
- 13.00 GARDEN TREASURE** -Large- Lush, corrugated, broadly oval dark green leaves w/ bright gold margins. Excellent performer.
- 10.00 GEISHA** -Small- Dense mound of ovate, slightly twisted, wavy leaves curving upwards, green margins w/ gold streaked centers.
- 13.00 GEMSTONE** -Small- Attractive mound of thick, smooth, oval shaped blue leaves. Attractive purple flowers in mid summer.
- 79.00  GENTLE GIANT** -Giant- Glaucous, oval to slightly heart shaped & cupped blue leaves w/ elegant upright growth habit. Very robust, pest resistant, the best blue hosta for sun tolerance; Truly outstanding hosta in all aspects & exceptionally Beautiful.
- 18.00 GEORGE SMITH** -Large- Thick, gold centers w/ wide blue-green margins; very round & puckered.
- 19.00 GEORGIA SWEETHEART** -Medium- Semi upright mound of thick, smooth leaves w/ yellow centers & olive green margins.
- 13.00 GHOST SPIRIT** -Medium- Thick, smooth, heart shaped white leaves misted w/ dark blue-green & widely margined blue-grey.
- 16.00 GIANTLAND SUNNY MOUSE EARS** -Dwarf -Dense mound of thick, heart shaped medium gold leaves; pest resistant.
- 7.00 GINKO CRAIG** -Small- Dark green arching leaves w/ pure white margins, slightly corrugated w/ rippled edges; Good grower.
- 12.00 GINSU KNIFE** -Medium -Very upright clump of wide, undulating shiny olive green leaves w/ serrated edges & creamy margins.
- 15.00 GLAMOUR** -Small- Open mound of elliptical creamy yellow aging to white leaves w/ green margins streaking towards center.
- 9.00 GLORY** -Medium -Bright yellow heart shaped, convex or cupped leaves that are seersuckered & puckered, edges rippled.
- 12.00 GOLD REGAL** -Giant- Vase shaped mound of thick chartreuse leaves that age to creamy yellow. Greyish-mauve bell flowers
- 8.00 GOLD STANDARD** -Medium Large- Creamy gold in spring turning yellow then ivory w/ dark green margins, slightly cupped.
- 9.00 GOLDEN FASCINATION** -Medium- Very gold, large puckered leaves w/ great substance. Pale lavender flowers.
- 10.00 GOLDEN NEEDLES** -Miniature- Thick, oval, gold leaves w/ green flecks throughout the leaves w/ rippled edges.
- 12.00 GOLDEN SCULPTURE** -Very Large- Vase shaped mound of bright gold, thick, corrugated leaves. White flowers in mid-summer.
- 10.00 GOLDEN SPIDER** -Small- Dense, spreading mound of thick narrow heart shaped chartreuse yellow leaves; Excellent grower.
- 14.00 GOLDEN WAFFLES** -Large- Heavily substantced, deeply seersuckered, waffled bright gold leaves.
- 14.00 GOLIATH** -Giant- Huge clump of gracefully arching, medium green leaves that are slightly rippled. A rare hosta.
- 15.00 GOOSEBERRY SUNDAE** -Medium -Dense mound of thick, dark olive green leaves on top of burgundy red petioles w/ red bleeding into leaves; Good grower. Attractive lavender purple flowers on red stems in late summer.
- 10.00 GRANARY GOLD** -Large- Bright gold in spring then persistant gold leaves that age to chartreuse. Dimpled when mature.
- 17.00 GRAND CANYON** -Large- Upright mound of large, thick, glossy & deeply veined, long chartreuse leaves w/ heavily ruffled edges.
- 17.00 GRAND MARQUEE** -Medium- Stunning, slightly cupped, blue green leaves w/ gold flame in centers that age to creamy white.
- 12.00 GREEN ACRES** -Giant- Gracefully arching, satiny rich, deeply corrugated, medium green leaves. Lavender flowers.
- 8.00 GREEN EYES** -Miniature- Lots of narrow, lance shaped, rippled bright gold leaves w/ dark green margins; Very fine!
- 12.00 GREEN WITH ENVY** -Small- Wide clump of ovate shaped, bright gold leaves w/ irregular green margins. Purple flowers.
- 17.00 GUARDIAN ANGEL** -Very Large- Heavily textured & veined, glaucous blue margins w/ greenish white centers.
- 9.00 HALCYON** -Medium- Heavy textured, very blue leaves; Super performer & pest resistant; Also makes a nice hosta for containers.
- 15.00 HALF AND HALF** -Small/Medium- Smooth & thick, heart shaped leaves w/ pure white centers & wide intense blue-green edges.
- 16.00 HANDS UP** -Small- Very upright, smooth, very thick, almost rubbery, olive green lace shaped leaves w/ very narrow yellowish gold rippled margins & glossy undersides. Bell shaped lavender flowers in late summer.
- 18.00 HANKY PANKY** -Small- Emerges in spring w/ dark green leaves & pale lime edges w/ ivory halos in between then ages in summer to creamy yellow w/ white margins; Nice substance. Pinkish lavender flowers in high summer.
- 12.00 HARPOON** -Medium- Dense mound of shiny dark green harpoon shaped leaves w/ wide yellow margins & are moderately wavy.
- 16.00 HARRIETTE WARD** -Giant- Impressive mound of bright gold, thick, ovate shaped, corrugated leaves.
- 15.00  HARRY VAN DE LAAR** -Medium- Smooth, greyish green leaves w/ white backs on top of red petioles with red bleeding into the leaves; Makes quite a show. Lilac flowers in late summer.
- 10.00 HARVEST GLOW** -Medium Large- Open mound of thick, medium gold, oblong-ovate shaped leaves are lightly wavy & corrugated.
- 12.00 HEART'S CONTENT** -Medium- Showy dark green heart shaped leaves w/ white margins & transitional celadon splashing.
- 8.00 HEARTACHE** -Medium- Heart shaped, seersuckerd & puckered, bright creamy gold leaves. Rich purple w/ violet striped flowers.
- 18.00 HEAT WAVE** -Medium- Heavily puckered, very thick, glaucous chartreuse leaves w/ very wide blue green margins; Showy.
- 10.00 HEAVENLY GREEN** -Large- Open mound of beautiful blue-green leaves that fold nicely. Very attractive fragrant white flowers.
- 13.00 HEAVENLY TIARA** -Small- Spreading mound of thick green leaves w/ wide creamy yellow edges; vigorous grower.
- 20.00 HER EYES WERE BLUE** -Medium- Domed mound of thick, lightly corrugated, intense silver-blue leaves with very rippled edges.
- 10.00 HIGH NOON** -Large- Upright mound of puckered, elegantly pointed, bright gold leaves; makes a great clump. Lavender flowers.
- 17.00  HIGH SOCIETY** -Small- Bright yellow centers that age to white in summer w/ wide blue margins; Leaves are thick & smooth.
- 12.00 HIGH TIDE** -Medium- Nice, compact clump of frosty blue green, heart shaped leaves. Good grower. Lavender flowers.

- 29.00 HIS HONOR** -Very Large- Very large mound of large, rounded medium green leaves surrounded by wide margins that emerge greenish-yellow then ages to a creamy white; Excellent substance. Near white flowers in June.
- 15.00 HOLY MOLE** -Large- Shiny gold leaves w/ wide dark green margins; Excellent grower.
- 18.00 HOLY MOUSE EARS** -Miniature- Very attractive, thick, nearly round white leaves w/ blue green specks & rich blue-green margins.
- 16.00**  **HUDSON BAY** -Medium- Very thick, round puckered blue green margins w/ creamy centers. Good grower.
- 9.00 HUSH PUPPY** -Dwarf -Ovate shaped grey-green leaves w/ creamy white margins; Excellent grower.
- 9.00 HYDON SUNSET** -Small- Thick mound of bright yellow lance shaped leaves; Vigorous & rapidly increases to a nice mound.
- 8.00 ICE CREAM** -Small- Very round, deep dark olive green leaves w/ gold margins; Nice substance & silky texture; Great hosta.
- 6.00 ILLICIT AFFAIR** -Small- Compact mound of oval green leaves w/ narrow, bright gold margins & rippled edges; Excellent grower.
- 17.00 IMP** -Miniature- Ovate shaped deep green leaves w/ creamy white margins, perfect for rock garden, along a walk or in a trough.
- 18.00 IMPERIAL PALACE** -Large- Attractive creamy yellow, prominently veined leaves w/ dark green margins. Center ages to white.
- 8.00 INAHO** -Small- Thick clump of lanced shaped green leaves heavily streaked w/ gold. Streaking is stable; Excellent specimen!
- 10.00 INDEPENDENCE** -Medium- Thick, smooth, dark green leaves w/ wide white margins that are speckled w/ green.
- 10.00 INDY PARADE LAP** -Small- Very rippled, lance shaped satiny green leaves w/ creamy gold margins. Makes an excellent edger.
- 17.00 INVINCIBLE SPIRIT** -Medium-Upright mound of shiny, light green leaves w/ rippled margins on top of cherry red stems. Fragrant.
- 15.00 IRISH LUCK** -Medium Large- Thick, glossy, dark green leaves w/ pie crust rippled margins; Vigorous. Fragrant lavender flowers.
- 9.00 IRON GATE GLAMOUR** -Medium Large- onderful olive green leaves w/ widely margined creamy yellow edges. Fragrant flowers.
- 20.00**  **ISLAND BREEZE** -Small/Medium- Thick, bright acid yellow leaves w/ wide, attractive dark green margins on top of bright red, dotted & streaked petioles. Centers age to chartreuse in shade & light yellow w/ sun. Lavender flowers in late summer.
- 13.00 IVORY NECKLACE** -Medium- Broad mound of oval, medium green leaves with creamy white edges; Vigorous grower.
- 16.00 JABULANI** -Medium Large- Very thick, dimpled, wide chartreuse leaves aging to medium gold w/ attractive green margins.
- 12.00 JASON & KATIE** -Medium Large- Thick, deeply veined & corrugated dark green heart shaped leaves & bright yellow margins.
- 17.00 JERRY LANDWEHR** -Medium Large- Dense mound of white, heart shaped leaves w/ dark green margins. Lavender flowers.
- 14.00 JOLLY GREEN GIANT** -Giant- Broadly ovate huge green leaves w/ rippled edges.
- 15.00 JOURNEY'S END** -Large- Very broad (6' wide) mound of large, heart shaped yellow gold leaves w/ wide dark green rippled edges.
- 15.00**  **JUHA** -Small- Goldish-green leaves are surrounded by very wavy white margins that age in summer to yellow-green.
- 10.00 JULIA** -Medium- Moderately dense, semi upright mound of bluish green leaves edged cream that turn white w/ age.
- 10.00 JULIE MORSS** -Medium- Dense mound of chartreuse aging to pale yellow leaves w/ medium green, irregular margins.
- 15.00 JUNE** -Medium- Oh so pretty gold centers w/ blue margins & streaking; Excellent substance, truly outstanding! A Best!
- 16.00 JUNE FEVER** -Medium- Heavily textured, shiny, bright gold centers w/ darkest olive green margins; Centers age to olive green.
- 18.00 JURASSIC PARK** -Giant- Enormous, thick, broadly ovate, heavily puckered & corrugated green leaves; Vigorous.
- 19.00 JUSTINE** -Medium- Dense mound of very thick, shiny, bright yellow leaves w/ olive green margins; Centers age olive green.
- 8.00**  **KABITAN** -Small/Medium- Fountain of narrow, lance shaped & rippled, bright gold leaves w/ dark green margins; Nice in a pot.
- 15.00 KEY LIME PIE** -Large- Broad, open mound of large bluish green leaves w/ wide yellow margins, prominent veins rippled edges.
- 10.00 KIFUKURIN KO MANE** -Miniature- Dense mound of wide-lancelot shaped dark green leaves w/ bright yellow wavy margins.
- 12.00 KINAKUTU OTOME** -Miniature- Dense mound of thumbnail sized, heart shaped yellow leaves w/ green margins, Center darkens.
- 12.00 KIWI FULL MONTY** -Medium- Frosty blue leaves w/ blue-green centers surrounded by a white line; Centers age to bright gold.
- 14.00 KOMODO DRAGON** -Giant- Open, semi-vase shaped mound of thick, blue tinted, dark green leaves w/ evenly rippled margins.
- 12.00 LADY GUINEVERE** -Medium- Striking gold leaves w/ green very ruffled edges. Pale Lavender flowers.
- 12.00 LADY IN WAITING** -Giant- Dense mound of thick, wide & elongated gold leaves that are prominently veined & seersuckered
- 14.00 LADY ISOBEL BARNETT** -Giant- Huge, round apple green leaves w/ yellow margins. Excellent substance.
- 15.00 LAKESIDE BABY FACE** -Small- Dense mound of medium green leaves w/ wide, slightly wavy creamy white margins; Vigorous.
- 20.00 LAKESIDE BANANA BAY** -Small- Thick, bright glossy yellow leaves surrounded by bright olive green margins. Very showy!
- 17.00 LAKESIDE BLACK SATIN** -Medium- Lustrous, dark black-green leaves w/ rippled piecrust edges.
- 12.00**  **LAKESIDE CHA CHA** -Medium- Upright mound of heavily substanded, lime green leaves w/ white margins & slightly rippled edges.
- 10.00 LAKESIDE COAL MINER** -Medium- Very shiny, dark black-green leaves w/ undulating edges. Dark purple flowers.
- 17.00 LAKESIDE CUPCAKE** -Small- Heart shaped cupped leaves w/ white centers surrounded by blue-green margins.
- 14.00 LAKESIDE JAZZY JANE** -Medium/Large- Thick, lightly corrugated, heart shaped dark green, glossy leaves w/ creamy white edges
- 18.00 LAKESIDE LITTLE TUFT** -Dwarf- Creamy yellow, elliptic shaped leaves edged w/ lightly wavy, shiny dark green margins.
- 18.00 LAKESIDE METER MAID** -Medium- Thick, white centered satiny leaves surrounded by wide irregular streaked gold & chartreuse then surrounded by dark green margins that are lightly rippled; Beautiful! Pale lavender flowers in late summer.
- 12.00 LAKESIDE MIDNIGHT MISS** -Medium- Glossy, dark green leaves w/ rippled edges. Dark purple flowers in mid summer.
- 17.00 LAKESIDE PROPHECY** -Large- Large, rich dark green leaves displaying heavy pebbling & finely serrated edges; Vigorous grower.
- 18.00 LAKESIDE PROPHECY FULFILLED** -Medium- Rich dark green leaves w/ heavy pebbling w/ fine serrated edges & yellow margins.
- 11.00 LAKESIDE RHAPSODY** -Medium- Semi upright mound of thick, lightly cupped, blue-green leaves w/ wide creamy white edges.
- 16.00 LAKESIDE SCAMP** -Dwarf- Dense mound of aqua blue-grey leaves w/ yellow aging to white margins; Good grower.
- 16.00 LAKESIDE SHOREMASTER** -Medium Large- Thick, ivory white leaves that age to light green w/ dark blue-green margins.
- 14.00 LAKESIDE SPELLBINDER** -Medium- Striking, white leaves w/ dark green margins topped w/ white flowers; Vigorous grower.
- 12.00 LAKESIDE STORM WATCH** -Small- Upright, very wavy, shiny very dark green elliptical leaves; Quite attractive. Purple flowers.
- 13.00 LAURA AND DARRELL** -Large- Heavily puckered & corrugated, round dark green leaves w/ wide bright yellow borders.
- 7.00 LEATHER SHEEN** -Small- Nice mound of pointed, thick, dark green very glossy leaves. Bell shaped pale lavender flowers.

- 7.00 **LEMON DELIGHT** -Small- Limey green w/ yellow border; prominently veined lance shaped leaves; Sport of Lemon Lime.
- 7.00 **LEMON FROST** -Small- Wavy, chartreuse, prominently veined lance shaped leaves w/ pure white margins; Very vigorous!
- 18.00 **LEMON ICE** -Medium- Lemony yellow leaves on attractive red stems. Purple flowers in late summer.
- 15.00 **LEMON JUICE** -Medium- Open mound of thick, long, elliptical creamy yellow leaves w/ wide, dark green margins.
- 6.00 **LEMON LIME** -Small- Wavy lance shaped, bright gold aging to chartreuse gold; Very vigorous & an exceptional edger.
- 10.00  **LEMONTINI** -Dwarf- Compact mound of attractive, slightly shiny & smooth, chartreuse aging to lemon yellow leaves.
- 20.00 **LET'S TWIST AGAIN** -Small/Medium- Semi-upright mound of thick, twisted & curled, dark green leaves w/ wide white margins.
- 19.00  **LIBERTY** -Very Large- Thick, deep blue-green leaves w/ striking, wide bright yellow borders that ages to creamy white in summer.
- 16.00 **LIGHT EVERLASTING** -Small- Open mound of dimpled, medium green leaves w/ wide, creamy yellow margins. Lavender flowers
- 12.00 **LIME FIZZ** -Dwarf- Dark green leaves w/ irregular white borders on lance shaped leaves of good substance. Vigorous grower.
- 16.00 **LIME PIECRUST** -Large- Heavily veined, thick, lime to light yellow leaves w/ piecrust ruffled edges; Pest resistant.
- 8.00 **LIME SHAG** -Dwarf- Small wavy, bright gold, aging to chartreuse gold, lance shaped leaves; Vigorous grower making a nice edger.
- 9.00 **LIMEY LISA** -Miniature- Thick, heart shaped, golden leaves that age to lime-green; Really cute! Has lavender flowers.
- 17.00 **LIONHEART** -Medium- Thick, heavily corrugated leaves w/ white centers & wide blue green margins; Pest resistant.
- 9.00 **LITTLE AURORA** -Small- Thick, slightly cupped & puckered, bright gold leaves w/ metallic sheen; A real eye catcher!
- 10.00 **LITTLE DEVIL** -Miniature- Dense mound of elongated green leaves w/ gold margins that age to white later in the season.
- 10.00 **LITTLE RED ROOSTER** -Small- Semi-upright mound of lance shaped, wavy, satin green leaves atop red stems; Vigorous.
- 10.00 **LITTLE SUNSPOT** -Small- Thick, cupped bright gold leaves w/ irregular dark green margins & transitional streaking; Exceptional!
- 10.00 **LITTLE TREASURE** -Dwarf- Thick, long, narrow white leaves that are lightly folded w/ very white blue green borders.
- 18.00 **LOCHNESS BLUE** -Large- Round, very cupped, deep blue leaves that are intensely seersucker'd; Slug resistant. White flowers.
- 10.00 **LUCY VITOLS** -Medium- Thick, round, very cupped & puckered yellow leaves w/ wide blue margins; Pest resistant.
- 15.00  **MAGIC ISLAND** -Medium- Thick leaves have wide blue-green borders & yellow centers that age to creamy white.
- 14.00 **MARDI GRAS** -Very Large- Very large, heart shaped dark green leaves w/ lovely variable white margins; Impressive clump!
- 17.00 **MARGIE'S ANGEL** -Large- Attractive yellow, heart shaped, prominently veined leaves w/ wide, dark green margins.
- 9.00 **MARILYN** -Small/Medium- Robust mound of wavy golden leaves aging to bright gold in summer; Sun tolerant.
- 12.00 **MARUBA IWA** -Small- Thick, very smooth, satiny medium green, heart shaped leaves; Pest resistant. Pale purple flowers.
- 10.00 **MARY MARIE ANN** -Small- Twisted, wide, dark green rippled borders w/ creamy yellow centers aging to ivory then chartreuse.
- 15.00 **MAY** -Medium- Smooth, bright golden yellow, narrow heart shaped leaves w/ excellent substance. Pest resistant.
- 10.00 **MIDDLE RIDGE** -Medium- Smooth wavy green w/ white in 1/3 center of each leaf. Pale lavender flowers
- 24.00 **MIDNIGHT AT THE OASIS** -Medium- Thick, wide & twisted, white leaves w/ many green speckles & rich dark green borders.
- 17.00 **MIDNIGHT SUN** -Very Large- Upright mound of bright golden yellow leaves w/ prominent veins & lightly rippled margins..
- 12.00 **MIDWEST MAGIC** -Medium-Large- Slightly corrugated, chartreuse gold leaves w/ wide, dark green margins; Nice substance.
- 18.00 **MIGHTY MOUSE** -Miniature- Very attractive, thick, rubbery like, nearly round, rich blue-green leaves w/ attractive yellow margins.
- 18.00 **MIKI** -Medium/Large- An open mound of thick, rounded, yellow, lightly wavy leaves. Violet flowers in July.
- 24.00 **MILLENNIUM** -Giant- A huge, semi-upright mound of thick & corrugated, intensely blue-green leaves w/ slightly rippled margins.
- 12.00 **MISS LINDA SMITH** -Medium- Widely ovate blue-grey to green leaves w/ lightly rippled edges atop dark purplish red stems.
- 11.00 **MISS RUBY** -Small- Smooth green, wedge shaped leaves w/ dark red stems w/ red extending into the leaves; Unique.
- 14.00 **MISS SAIGON** -Large- Satiny dark green leaves w/ creamy white margins; A vigorous grower. Fragrant white flowers
- 16.00 **MISTER WATSON** -Medium- Wonderful bright gold puckered, thick, heart shaped corrugated leaves w/ narrow, green margins.
- 16.00 **MONSOON** -Large- Broad mound of large, thick, heart shaped, corrugated yellow-gold leaves w/ wide dark green, rippled margins.
- 15.00 **MONTANA AUREOMARGINATA** -Large- Rich dark green leaves margined bright golden yellow that ages to creamy white w/ light olive-green streaking towards center on large, elongated, heart shaped leaves. Pale lavender flowers in mid summer.
- 8.00 **MOON RIVER** -Medium- Thick, heart shaped blue-green leaves w/ wide white margins & streaking towards midrib.
- 10.00 **MOONLIGHT** -Medium Large- Olive green leaves aging to gold w/ white margins & ribbed veins; Gold Standard sport.
- 12.00 **MOONLIGHT SONATA** -Medium Large- Wide, distinctive, powdery blue-green leaves aging to shiny green in mid summer.
- 10.00  **MOONSTRUCK** -Medium- Thick white leaves w/ blue-grey margins & lightly rippled edges; Vigorous grower for so much white.
- 15.00 **MORNING LIGHT** -Medium- Very thick, smooth, two tone green margins that streaks into pale yellow centers.
- 16.00  **MOUNT TOM** -Medium/Large- Thick & large, intense blue leaves w/ bright yellow margins; Very striking & beautiful.
- 16.00 **MOUSE TRAP** -Miniature- Attractive, thick, nearly round, rich blue-green leaves w/ attractive creamy white centers & blue flecks.
- 14.00 **MURIEL SEAVER BROWN** -Very Large- Very thick, crinkled & cupped bright blue-green leaves w/ a quilted pattern.
- 20.00  **MY MARIA** -Small- Dense mound of lance shaped ivory white leaves w/ rippled, dark green margins. Centers darken in summer.
- 14.00 **MYSTIC STAR** -Medium- Dense, horizontal mound of thick, corrugated, heart shaped, pointed blue leaves; Pest resistant.
- 15.00 **NANCY** -Medium- Very thick, brilliant gold, shiny, lightly cupped heart shaped leaves w/ rippled margins. Lavender flowers.
- 10.00 **NIGHT BEFORE CHRISTMAS** -Medium/Large- Leaves w/ olive green margins surround broad white centers; Robust grower.
- 12.00 **NIGHTLIFE** -Medium- Thick, satiny bluish green to dark green leaves that are slightly cupped; Good grower. Fragrant flowers.
- 10.00 **NIGRESCENS** -Very Large- Thick, upright ash grey blue leaves very cupped & seer sucker'd; Shoots emerge almost black.
- 13.00 **NORTHERN EXPOSURE** -Giant- Very thick, round puckered blue green leaves w/ wide yellow margins aging to ivory white.
- 12.00 **OLD GLORY** -Medium- Heart shaped gold leaves w/ streaked dark green rippled margins & prominent ribbed veining; Superb!
- 13.00  **OLIVE BAILEY LANGDON** -Large- Very thick, round, heavily corrugated blue-green leaves w/ gold margins; Best of type.
- 13.00 **OLIVE BRANCH** -Medium- Heart shaped olive-green leaves w/ streaky butterscotch centers; very unique.
- 12.00 **OLYMPIC SUNRISE** -Medium- Very thick leaves have wide blue-green borders & golden centers that age to parchment white.

- 15.00 **ONE MAN'S TREASURE** -Medium- Arching thick, bright, dark green leaves w/ olive green stems dotted bright burgundy.
- 20.00 **OOH LALA** -Medium Large- Creamy white leaves w/ irregular dark green margins making a striking contrast. Pale purple flowers.
- 12.00 **OPS** -Small- Thick, light green leaves w/ wide creamy-white borders; Vigorous grower for a mini! Pale lavender flowers.
- 22.00 **OREO CREAM** -Small- Heavily textured, glistening, white centers w/ heavily twisted & contorted, dark olive green margins.
- 12.00 **OSPREY** -Medium- Semi upright mound of very thick, cupped, heart shaped deep grey-blue leaves. White flowers.
- 15.00 **PARADIGM** -Large- Nice puckered & intensely seer suckered, thick gold leaves w/ blue-green margins; Sun tolerant.
- 18.00 **PARADISE GLORY** -Medium Large- Thick & dimpled, chartreuse to orange colored leaves w/ wide blue margins; vigorous growth.
- 16.00 **PARADISE TRITONE** -Small/Medium- Pointed leaves are chartreuse aging to bright yellow w/ dark green, lightly rippled margins
- 10.00 **PARKY'S PRIZE** -Medium- Dark green leaves w/ creamy gold borders; Increases rapidly into a stunning clump. Lavender flowers.
- 15.00 **PATHFINDER** -Medium- Thick, wide white leaves w/ many green speckles & wide irregular, rich dark green borders.
- 10.00 **PATRIOT** -Medium- Semi-upright mound of heavily substantced, satiny dark green leaves w/ wide white margins.
- 14.00 **PAUL'S GLORY** -Large- Thick, quilted pattern on chartreuse to orange to ivory white leaves w/ blue green margins.
- 17.00 **PEACOCK FEATHERS** -Medium/Large-Arching mound of thick, pointed, deep blue-green lightly cupped leaves w/purple petioles.
- 12.00 **PEANUT** -Small- Heavily corrugated, creamy yellow centers that age to white w/ streaks from the dark green margins.
- 16.00 **PEPPERMINT CREAM** -Small- Round, prominently veined, puckered, soft buttery gold leaves w/ shadowy, mid-green margins.
- 15.00 **PEPPERMINT ICE** -Small- Low growing mound of glossy, dark green leaves w/ ivory white centers aging to pure white.
- 13.00 **PETER RUH** -Large- Reverse sport of Paul's Glory. Thick, glaucous blue-green leaves w/ wide bright gold margins; good growth.
- 9.00 **PIEDMONT GOLD** -Large- Thick, glowing chartreuse leaves quickly aging to golden yellow, broad & flat yet dimpled.
- 8.00 **PILGRIM** -Small- A dense mound of grey-green to dark green leaves w/ wide golden yellow aging to creamy white margins.
- 8.00 **PINEAPPLE POLL** -Medium- Cascading mound of thick lance shaped greyish green leaves w/ rippled edges; rapid increaser.
- 15.00 **PINEAPPLE UPSIDEDOWN CAKE** -Medium- Lance shaped bright yellow leaves w/ green rims; A real eye catcher!
- 22.00 **PIN-UP** -Medium- Slightly arching mound of dark green leaves w stunning white in the center 1/3 of each leaf; Nice substance.
- 8.00 **PIZZAZZ** -Medium- Thick, puckered, crinkled, glaucous blue leaves w/ cream to white wide irregular margins; pest resistant.
- 15.00 **POPCORN** -Small/Medium- Dense clump of thick, cupped & dimpled, cream-white leaves framed w/ wide blue-green margins.
- 12.00 **POTOMAC PRIDE** -Large- Semi-upright mound of leathery, glossy, very dark green leaves, crumpled & puckered w/ ribbed veins.
- 10.00 **PRAIRIE MAGIC** -Large- Very dark green leaves w/ sharply contrasting gold margins; Pale lavender flowers in mid summer.
- 14.00 **PRAIRIE'S EDGE** -Medium/Large- Attractive mound of striking bright gold, lightly corrugated leaves w/ dark green margins.
- 16.00 **PRAYING HANDS** -Medium- Very upright, smooth, olive green lancelet leaves w/ very narrow yellowish-gold rippled margins.
- 21.00 **PRINCE OF DARKNESS** -Medium- Thick, wide & twisted, white leaves w/ rich dark green borders; Very showy.
- 18.00 **PRINCE OF WALES** -Giant- Tiered mound of thick, elegant, enormous blue grey leaves that are dimpled w/ lightly rippled edges.
- 18.00 **PROM QUEEN** -Medium- Three distinct colors w/ yellow centers, wide blue green margins & bright green in between.
- 16.00 **PUNKY** -Small- Heavily substantced, golden yellow, wedge shaped leaves w/ deep powdery blue margins; Pest resistant.
- 24.00 **PURE HEART** -Dwarf- Very attractive, thick, nearly round lemon yellow leaves surrounded by rich blue-green margins.
- 17.00  **PURPLE HAZE** -Medium- Bluish green, very thick, heart shaped leaves w/ purple extending into the leaves from purple stems.
- 12.00 **QUEEN JOSEPHINE** -Medium- Glossy dark green leaves w/ yellow margins aging to white in summer; Has nice lacquered finish.
- 14.00  **QUEEN OF THE SEAS** -Large- Fountained mound of stunning, blue pointed heart shaped, very thick leaves w/ piecrust margins.
- 9.00 **RADIANT EDGER** -Small- Striking dark green, thick leaves bordered in gold, vigorous grower & great along borders.
- 16.00 **RAINFOREST SUNRISE** -Small- Open facing mound of heavy textured & intensely dimpled, bright gold leaves w/ green margins
- 12.00 **RASCAL** -Large- Thick, bright yellow leaves w/ chartreuse margins giving a pretty bitone look. Pale violet flowers.
- 21.00 **RASPBERRY SUNDAE** -Small- Unique creamy white leaves w/ olive green margins on top of burgundy red petioles; Showy.
- 16.00 **REDDOG** -Medium- Vase shaped mound of thick, long, quite ruffled, wavy, shiny green leaves atop cherry red petioles. Vigorous.
- 14.00 **RED DRAGON** -Medium- Nicely rippled shiny bright green leaves reminiscent of dragon wings held upright on red stems.
- 9.00 **RED HOT FLASH** -Small- Upright, spreading mound of thick, rich yellow leaves w/ wide green margins atop red stems.
- 14.00 **RED OCTOBER** -Small/Medium- Smooth, dark grey-green leaves distinctive rippled edges & bright red & speckled petioles.
- 12.00 **REGAL SPLENDOR** -Very Large- Thick, upright mound of arching, powdery blue grey leaves w white rippled edges.
- 10.00 **REPTILLIAN** -Medium- Very thick, leathery, seer suckered & puckered, blue-grey leaves w/ pie crust edges; Quite unique.
- 10.00 **RHAPSODY** -Medium- A dense, tiered mound of long & oblong, deeply veined, arching dark sage green leaves w/ white margins
- 15.00 **RIPPLE EFFECT** -Small- Horizontal mound of long yet narrow, very rippled gold leaves w/ narrow blue green margins.
- 13.00 **RISING SUN** -Large- Wonderful, upright & thick, bright shiny lemon yellow leaves. Lavender flowers.
- 18.00 **RISKY BUSINESS** -Medium- Fairly thick, slightly arching, stunning white in 1/3 center of leaves w/ dark green margins.
- 10.00 **ROBERT FROST** -Large- Thick, frosted grey green leaves w/ white cream to white feathered margins. White flowers.
- 15.00 **ROCK ISLAND LINE** -Small- Medium green leaves w/ wide creamy white margins; Excellent for a rock garden or front border.
- 16.00 **ROSEDALE GENEVIEVE** -Very Large- Upright mound of moderately corrugated, bright gold leaves w/ excellent substance.
- 12.00 **ROSEDALE SPOONS** -Medium- Upright mound of deeply cupped, dark blue-green puckered, spoonlike leaves. White flowers
- 15.00 **ROSEDALE TRACTOR SEAT** -Large- Big, round (shaped like the name), cupped & corrugated green leaves.
- 13.00 **ROYAL TAPESTRY** -Medium/Large- Thick, dark green leaves w/ wide golden butterscotch yellow borders.
- 17.00 **RUFFLED MOUSE EARS** -Dwarf- Showy clump of thick, rich blue-green leaves w/ rippled & frilled edges; Vigorous.
- 15.00  **SAGAE** -Giant- Thick, broad, heart shaped leaves frosted green w/ irregular bright creamy yellow margins; edges broadly waved.
- 16.00 **SATISFACTION** -Very large- Arching mound of dark blue-green leaves w/ wide bright gold wavy edges; Piedmont Gold sport.
- 10.00 **SEA BEACON** -Medium- Bright yellow-green rippled leaves w/ white margins; Colors enhance with age. Very attractive.
- 10.00 **SEA FIRE** -Medium- Leaves emerge fiery golden yellow in spring from red shoots then age to chartreuse in summer; Good grower.

- 14.00 SEA GROTTO** -Medium Large- Crinkled & puckered, rich, deep blue leaves w/ thick substance; heavily corrugated.
- 15.00 SEA GULF STREAM** -Medium- Cascading mound of thick, chartreuse leaves that age to yellow w/ graceful piecrust edges.
- 10.00 SEA LOTUS LEAF** -Large- Very thick, round blue-green leaves in a vase shaped mound; Vigorous grower & pest resistant.
- 12.00 SEA MONSTER** -VERY Large- Very thick, crinkled & cupped bright blue-green leaves w/ a quilted pattern; Pest resistant.
- 10.00 SEA THUNDER** -Medium- Creamy yellow leaves that fades to white in summer w/ irregular olive green margins; Striking contrast.
- 14.00 SEPTEMBER SUN** -Medium- Spectacular golden yellow leaves w/ wide, slightly rippled green margins & streaking to midribs.
- 9.00 SHADE FANFARE** -Medium- Light green leaves with broad creamy margins that change colors w/ the seasons; Excellent growth!
- 15.00 SHIMMY SHAKE** -Medium- Upright, flat mound of rippled apple green leaves that twist atop purple-red stems. Lavender flowers.
- 10.00 SHIRLEY VAUGHN** -Large- Dense mound of smooth shiny green leaves w/ wavy, wide yellow margins aging to ivory white.
- 10.00 SILK KIMONO** -Large- Broad, heart shaped dark green undulating leaves w/ elegantly rippled creamy white edges; Wow!
- 15.00 SILVER BAY** -Medium- Dense mound of, thick, wide, intense silver-blue leaves w/ showy corrugated pattern; Pest resistant.
- 12.00 SILVER THREADS & GOLDEN NEEDLES** -Small- Oval, bright gold leaves splotted w/ green flecks & streaks w/ rippled edges.
- 10.00 SKY DANCER** -Medium- Thick, grey-green, almost blue leaves w/ attractive wavy margins. Excellent grower. Lavender flowers.
- 10.00 SLIM & TRIM** -Dwarf- Attractive, dense mound of thick, wavy blue-green leaves. Attractive purple flowers in July.
- 19.00  SMASH HIT** -Medium- Stunning, bright orange-gold, smooth, very thick leaves w/ wide blue-green margins.
- 10.00 SO SWEET** -Medium-Large- Lightly wavy, glossy green leaves w/ wide yellow margins aging to white; Very fragrant flowers.
- 15.00 SOLAR FLARE** -Giant- Arching mound of thick chartreuse leaves that age to a bright gold w/ slightly rippled margins.
- 10.00 SOMETHING BLUE** -Medium- Thick, round & puckered, frosted grey-blue leaves; Good grower. Rich lavender flowers.
- 10.00 SPINACH PATCH** -Large- Thick, heavily corrugated, round, dark spinach green leaves w/ ribbed veins. White flowers.
- 12.00 SPRING FLING** -Medium/Large- Broad, heart shaped dark green leaves w/ creamy white, piecrust ruffled edges.
- 11.00 SPRING LACE** -Small- Very ruffled, lance shaped bright yellow aging to chartreuse leaves w/ green margins; Lavender flowers.
- 15.00 SPRITZER** -Medium Large- Cascading mound of smooth, long, wavy yellow leaves w/ olive green edges & streaks jetting inwards.
- 10.00 SQUASH CASSEROLE** -Large- Broad mound of large, wavy chartreuse gold leaves w/ prominent veins & rippled edges.
- 14.00  STAINED GLASS** -Medium Large- Glowing yellow leaves w/ dark green margins, dimpled & veined; Fragrant flowers. Stunning!
- 20.00 STAND BY ME** -Small- Beautiful gold centers w/ wide irregular blue margins & streaking towards the centers on thick, narrow, heart shaped leaves: Excellent substance & Pest resistant. Beautiful rosettes of lavender flowers in late summer.
- 24.00 STEPHEN KING** -Medium- Small, curved satiny green leaves w/ a twist on top of darkest red petioles. Purple flowers in summer.
- 17.00 STEPPING OUT** -Medium- Thick powdered blue-green leaves w/ gold borders creating a striking contrast.
- 8.00 STILLETTO** -Small- Very rippled, lance shaped satiny green leaves w/ creamy gold margins; Makes an excellent edger hosta.
- 12.00 STONEWALL** -Giant- Huge mound of bluish-green leaves w/ heavy veining topped w/ lavender flowers.
- 16.00 STORMY SEAS** -Very Large- Large mound of unruly, thick, moderately corrugated, wavy & puckered, blue-green leaves.
- 10.00 STRAIGHT FLUSH** -Medium Large- Open mound of thick, golden butterscotch yellow leaves. Light lavender flowers
- 13.00 STRAWBERRY YOGURT** -Dwarf- Shiny & wavy, medium green leaves on top of red speckled petioles; Good grower.
- 10.00 STRIPTEASE** -Medium- Slightly arching, dark green leaves w/ unique ellipse of white in center of each leaf w/ lighter green in between which ages to white in summer. Pinkish lavender flowers from purple buds in summer; An excellent grower.
- 9.00 SUBCROCEA** -Small- Slightly wavy, upright mound of glowing yellow to chartreuse, lance shaped leaves w/ nicely rippled edges.
- 10.00 SUGAR AND CREAM** -Large- Bright green leaves w/ silvery white margins. Fragrant, palest lavender flowers.
- 8.00 SULTANA** -Small- Thick, slightly cupped & puckered, heart shaped dark green leaves w/ bright gold to creamy yellow borders.
- 12.00 SUM AND SUBSTANCE** -Giant- One of the largest! HUGE, round, glowing chartreuse yellow leaves w/ excellent substance that is pest resistant, topped w/ pale lavender flowers; Makes a spectacular specimen, give it plenty of room - say about 5 feet.
- 15.00 SUMMER BREEZE** -Medium Large- Very thick, dark green patterned leaves w/ irregular wide gold, lightly rippled margins; Classy.
- 15.00 SUMMER LOVIN** -Medium Large- Dark green leaves w/ wide gold irregular lightly rippled margins; Very thick, glossy leaves.
- 12.00 SUMMER MUSIC** -Medium- White leaves surrounded by irregular streaked gold & chartreuse then by olive green margins.
- 11.00 SUN GLOW** -Medium-Large- Dense mound of stunning, very thick, heavily quilted, bright gold leaves; Pest resistant.
- 18.00 SUN MOUSE** -Dwarf- Dense mound of thick, heart shaped slightly wavy, golden leaves; pest resistant. Attractive lavender flowers.
- 12.00 SUN POWER** -Large- Upright mound of thick, very bright golden yellow leaves, prominently veined w/ widely undulating edges.
- 14.00 SUN WORSHIPPER** -Small- Bright, yellow leaves w/ shiny undersides on top of red petioles. Lavender flowers in late summer.
- 13.00 SUN'S GLORY** -Giant- Upright mound of heavily corrugated chartreuse yellow leaves w/ nice ruffled margins. Lavender flowers.
- 8.00 SUNLIGHT CHILD** -Miniature- Showy clump of narrow little shiny yellow leaves w/ lightly wavy edges & twisted tips on top of attractive red speckled stems; Great for borders or rock gardens. Lavender flowers in early summer accent nicely.
- 12.00 SUNNY DELIGHT** -Large- Upright mound of luminescent bright gold, lightly wavy, oval leaves w/ rippled margins.
- 18.00 SUNSET GROOVES** -Small/Medium- Dense, open facing mound of heavy textured & intensely dimpled semi cupped deep green leaves w/ golden yellow flamed centers. Attractive, large bell shaped, white lavender tinted flowers in mid summer.
- 10.00 SURPRISED BY JOY** -Miniature- Mound of white, narrow heart shaped leaves edged w/ dark green margins; Excellent grower.
- 11.00 SWEET BO PEEP** -Medium Large- Glossy, leathery bright dark green leaves w/ distinctive rippled edges. Fragrant flowers.
- 18.00 SWEET INNOCENCE** -Large- Upright mound of dome shaped, apple green leaves w/ wide light yellow margins that age to white.
- 14.00 SWEET THING** -Medium Large- Open mound of lightly wavy, glossy green leaves w/ penciled creamy yellow margins aging to white in later season. fragrant palest lavender flowers in late summer.
- 19.00 T REX** -Giant- Enormous, lightly wavy green leaves; Pest resistant. Near white flowers in early summer.
- 10.00 TAMBOURINE** -Medium- Dense mound of dark bluish-green leaves w/ streaks of chartreuse white jetting towards midrib plus grey-green inner margins & wide, white outer edges topped w/ attractive lavender flowers; Very showy & eye catching!

- 19.00  **TANGERINE TANGO** -Medium- Open mound of bright tangerine-yellow leaves w/ wide, thick & very ruffled, blue-green margins.
- 10.00 **TATTLE TAILS** -Miniature- Fast growing clump of long, arching green leaves w/ very ruffled bright yellow edges.
- 9.00 **TEA AND CRUMPETS** -Small- Semi upright mound of spoon shaped, puckered dark sage green leaves w/ creamy white edges.
- 9.00  **TEARS OF JOY** -Miniature- Medium green leaves w/ curls galore making this a lovely rock garden inhabitant. Excellent grower!
- 12.00 **TEASPOON** -Dwarf/Small- Upward facing mound of cupped, bright mid-green leaves w/ nice dimpled pattern. Pink flowers.
- 16.00 **TEENY-WEENY BIKINI** -Miniature- Smooth, narrow, pale yellow leaves w/ medium green margins that streaks towards centers.
- 12.00 **TENRYU** -Giant- Vase shaped mound of thick, powdery blue green leaves on top & satiny blue underneath on tall stems.
- 17.00 **THE KING** -Large- Large, thick, intense blue-green leaves w/ wide gold margins & rippled edges; Good grower. Lavender flowers.
- 13.00 **THEO'S BLUE** -Medium- Dimpled powdery blue leaves w/ white backs, on top of purple-red petioles; Makes quite a show.
- 19.00 **THUNDERBOLT** -Medium- Thick, beautiful blue-green margined leaves w/ thunderbolt like, narrow creamy yellow centers.
- 9.00 **TICK TOCK** -Small- Compact mound of thick, round, chartreuse gold leaves surrounded by blue-green borders; Vigorous!
- 13.00 **TIJUANA BRASS** -Medium- Thick, bright brassy golden yellow leaves are heavily corrugated, unruly, twisted & puckered. Fun!!
- 15.00 **TINY BUBBLES** -Small- Thick fountain of lance shaped, wavy, satiny smooth, bright gold leaves. Good grower. Purple flowers.
- 7.00 **TINY TEARS** -Miniature- Dense mound of pretty, tear dropped shaped green leaves; Tiny purple flowers in summer.
- 15.00 **TITANIUM** -Medium- Thick, leathery, waxy yet smooth, silver-blue leaves w/ wavy edges; Vigorous grower.
- 12.00 **TOKUDAMA** -Medium Large- Thick, cupped & round rich dark blue leaves forming a loose mound.
- 13.00 **TOKUDAMA FLAVOCIRCINALIS** -Medium Large- Thick, cupped, heavily puckered & round glaucous blue leaves w/ striking yellow edges; Beautiful & vigorous; Still one of the best of type. White flowers w/ lavender streaks; One of our favorites!
- 16.00 **TOM SCHMID** -Very Large- Vase shaped mound of powdery blue-grey leaves on top & satiny blue undersides w/ white margins.
- 14.00 **TONGUE TWISTER** -Small- Dense mound of narrow & thick, glossy dark green leaves that are twisted upwards & outwards.
- 12.00 **TORCHLIGHT** -Medium- Semi upright mound of satiny dark green leaves w/ wavy white margins w/ streaking on some leaves.
- 16.00  **TOUCH OF CLASS** -Medium- Stunning, intense blue w/ a gold flame in leaf center plus blue-green streaking; Tetraploid of June.
- 9.00 **TRANQUILITY** -Medium- Thick, round, cupped & heavily puckered, bright gold borders on blue green-leaves; Very fine hosta.
- 16.00 **TRIFECTA** -Small- Thick, heart shaped white leaves surrounded by mid green which is surrounded by dark green margins.
- 12.00 **24 CARAT GOLD** -Medium Large- Glowing golden yellow leaves that are dimpled & strongly veined; vigorous grower. Fragrant.
- 14.00 **TWILIGHT** -Medium Large- Very thick, smooth, very dark green leaves w/ wide creamy yellow margins & light olive green streaks.
- 12.00 **TWIST OF LIME** -Small- Wavy, lemon yellow that is margined dark green, prominently veined, lance shaped leaves.
- 16.00 **TYLER'S TREASURE** -Very Large- Arching mound of dark blue-green leaves w/ wide, bright gold wavy borders. White flowers.
- 8.00 **VALENTINE LACE** -Medium Large- Heart shaped dark blue-green leaves; Vigorous grower. Pale lavender flowers.
- 12.00 **VALERIE'S VANITY** -Medium- Dense mound of thick, heavily textured, shiny, dark olive green leaves. Super performer!
- 16.00 **VALLEY'S GLACIER** -Medium- Very thick, intense blue leaves surrounded by very wide, bright gold margins; Stunning!
- 16.00 **VENETIAN STAR** -Medium Large- Upright, arching mound of thick, pointed, deep blue-green leaves w/ rippled margins; Vigorous.
- 12.00 **VENTRICOSA AUREOMACULATA** -Medium/Large- Diffuse mound of shiny yellow leaves w/ wide & irregular dark green margins.
- 19.00 **VICTORY** -Giant- Thick, broad, light to mid green leaves w/ irregular creamy yellow margins; Edges broadly waved; Very elegant.
- 13.00 **VIM AND VIGOR** -Giant- Enormous, round (up to 20") blue-green leaves that age to a shiny, dark green. Excellent substance.
- 15.00  **VIRGINIA REEL** -Small- Showy, open, pinwheel like mound of pointed, lance shaped blue-green leaves w/ yellow margins.
- 24.00 **VOLCANO ISLAND** -Medium- Thick, bright acid yellow leaves w/ attractive wide, dark green margins on top of bright red petioles.
- 17.00 **VULCAN** -Medium-Large- Creamy white leaves w/ dark green margins & golden yellow streaks along the interior margins.
- 15.00 **WAVE RUNNER** -Large- Open mound of large, wavy chartreuse gold leaves w/ prominent veins & very rippled yellow margins.
- 20.00 **WHEEE!** -Medium- Very thick, long, medium green leaves w/ extremely ruffled, creamy white margins; Pest resistant.
- 10.00 **WHIRLING DERVISH** -Medium- Heavily textured, dark green leaves w/ very wide, yellow margins. Pinkish lavender flowers.
- 12.00 **WHIRLWIND** -Medium- Heavily textured, slightly twisted, very dark olive green leaves w/ white aging to lime green centers
- 18.00 **WHITE FEATHER** -Medium- Leaves emerge pure white in spring then gradually age to mottled & streaked light green.
- 10.00 **WHITE RAY** -Medium- Glossy green leaves w/ narrow white centers; Leaves twist & undulate making an elegant scape.
- 16.00 **WHITE VISON** -Large- A billowing mound of thick, cupped, intensely seersucker leaves that are bright golden to buttery yellow.
- 17.00 **WIGGLES AND SQUIGGLES** -Small- Very open mound of long, tapered bright yellow leaves that have intensely wavy margins.
- 16.00 **WINTER SNOW** -Giant- An open mound of huge, round glowing chartreuse yellow leaves w/ pure white margins; Beautiful.
- 10.00 **WINTERGREEN** -Medium- Medium green leaves w/ creamy white margins & good growth rate; Lavender flowers in summer.
- 10.00 **WOLVERINE** -Medium-Dense, cascading mound of long tapered satiny, blue green leaves w/ rippled creamy yellow/white edges.
- 14.00 **WOOLLY MAMMOTH** -Very Large- Upright mound of thick, powder blue leaves w/ wide gold margins; Excellent specimen.
- 20.00 **WORLD CUP** -Large- Vase shaped mound of thick, bright gold, cupped, wavy, corrugated oval shaped leaves atop tall stems.
- 24.00 **WU LA LA** -Giant- Impressive hosta that makes a semi upright mound of thick, dark green leaves w/ apple green margins.
- 10.00 **WYLDE GREEN CREAM** -Small- Compact mound of thick, round gold leaves w/ dark green borders & streaks jetting to centers.
- 13.00 **X-RATED** -Dwarf- Dense mound of long, smooth, wide white leaves w/ 1/8" heavily rippled green margins. Bright purple flowers.
- 11.00  **XANADU** -Small- Wide, creamy yellow leaves w/ wide, medium green margins; Great in both garden & container plantings.
- 6.00 **YAKUSHIMA MIZU** -Miniature- Shiny medium green lance shaped leaves w/ rippled edges; Vigorous; Sweet rock garden plant!
- 19.00 **YELLOW POLKA DOT BIKINI** -Small- Emerges in spring w/ dark green leaves edged w/ bright yellow margins & ivory halos in between then ages in summer to creamy yellow w/ white margins; Nice substance. Pinkish lavender flowers in high summer.
- 11.00 **YIN** -Small- Perfect heart shaped, dark blue leaves framed w/ creamy white margins; Excellent substance & great performer!
- 12.00 **ZOUNDS** -Large- A dense mound of thick, satiny & intensely seersucker leaves of bright lime gold w/ metallic sheen.

SUN TOLERANT HOSTAS

Most sun damage to hostas happens when temperatures are hot in the afternoon. Hostas lose a lot of their moisture content from the sun & strong winds. If you plan to grow hostas in the sun, water profusely when hot & keep them heavily mulched. Thick leaved hostas & hostas with fragrant blooms given plenty of water will also tolerate sun conditions better than other hostas. Hostas are not sun loving. In areas where the summers are hot & dry, hostas should remain in some shade, as the sun is much too intense. In northern gardens, you must give hostas a lot of water in order to keep that good look in the sun. The list below is a suggestion of sun tolerant hostas which are known to hold up well in 4 or more hours of direct sun without excessive care in areas with normal summer conditions. Consider this list as helpful, but not factual. Keep in mind that ideal light conditions for hostas is in morning or latest afternoon into evening sun & high filtered afternoon shade.

Hostas with Full Sun Tolerance Potential

* Hostas listed below with an asterisk have fragrant blooms. All fragrant blooming hostas have some degree of sun tolerance.

Abiqua Recluse	Forbidden Fruit	Lemon Juice	Spritzer
Alice in Wonderland	Fragrant Dream*	Lemon Lime	Squash Casserole
Allegan Fog	Fragrant Gold*	Lemontini	Stained Glass*
Alligator Alley	Francee	Lime Piecrust	Stand By Me
American Hero	Fried Green Tomatoes*	Little Aurora	Straight Flush
Apple Candy	Frozen Margarita*	Little Red Rooster	Sugar and Cream*
Appletini	Fruit Punch	Little Sunspot	Sugar and Spice*
Atlantis	Fujibotan	Lucy Vitols	Sultana
Autumn Frost	Garden Party	Magic Island	Sum and Substance
Avocado*	Gentle Giant	Margie's Angel	Summer Breeze
Bedford Rise & Shine	George Smith	Marilyn	Summer Lovin
Ben Vernooj	Georgia Sweetheart	May	Summer Music
Blackfoot	Giantland Sunny Mouse Ears	Midnight Sun	Sun Glow
Bright Lights	Ginsu Knife*	Midwest Magic	Sun Power
Brother Stefan	Gold Regal	Miss Ruby	Sun's Glory
Bulletproof	Gold Standard	Miss Saigon*	Sunlight Child
Captain Kirk	Golden Fascination	Mister Watson	Sunny Delight
Cathedral Windows*	Golden Sculpture	Monsoon	Sunset Grooves
Chain Lightning	Golden Spider	Morning Light	Surprised By Joy
Citation	Golden Waffles	Nightlife*	Sweet Bo Peep*
Climax	Gooseberry Sundae	Nigrescens	Sweet Innocence*
Coast to Coast	Halcyon	Old Glory	Sweet Thing*
Coconut Custard	Hands Up	Olympic Sunrise	Tattle Tails
Color Festival	Hanky Panky	Paradigm	Tears Of Joy
Cool as a Cucumber	Harriet Ward	Paradise Glory	Tickle Me Pink
Cream Topping	Heatwave	Pathfinder	Tick Tock
Crown Prince	Heavenly Green*	Patriot	Tijuana Brass
Curly Fries	High Noon	Paul's Glory	Touch of Class
Dancing Queen	High Society	Peppermint Cream	Treasure
Dawn's Early Light	Holy Mole*	Piedmont Gold	Trifecta
Dee's Golden Jewel	Hydon Sunset	Prairie's Edge	24 Carat Gold*
Deep Pockets	Ice Cream	Praying Hands	Twilight
Deep Space 9	Imperial Palace	Prince of Darkness	Valerie's Vanity
Delta Dawn	Independence	Punky	Vulcan
Delta Desire	Inniswood	Pure Heart	Wave Runner
Devon Green	Invincible*	Queen Josephine	Wheee!
Dinner Mint	Invincible Spirit*	Radiant Edger	Whirling Dervish
Dust Devil	Irish Luck*	Rainbow's End	Whirlwind
Earth Angel	Jabulani	Rainforest Sunrise	White Vison
Emerald Charger*	Journey's End	Rascal	Winter Snow
Emerald City Chick	June	Raspberry Sundae	World Cup
Emerald Ruff Cut	June Fever	Reptillian	Wylde Green Cream
Enterprise	June Spirit	Risky Business	Zounds
Etched Glass*	Justine	Ripple Effect	
Eternal Flame	Katherine Lewis	Rosedale Genevieve	
Extasy	Lady In Waiting	Sea Beacon	
Faith	Lakeside Banana Bay	Sea Gulf Stream	
Faithful Heart	Lakeside Cha Cha	September Sun	
Fascinator	Lakeside Cupcake	Shimmy Shake	
Fat Cat	Lakeside Coal Miner	Silver Threads & Golden Needles	
Fire and Ice	Lakeside Spellbinder	Smash Hit	
First Frost	Last Dance	Snow Mouse	
Flash of Light	Leather Sheen	So Sweet*	
Flemish Gold	Lemon Frost	Solar Flare	

Other Fragrant Hostas

Blue Flame*
 Blue Perfection*
 Fragrant Blue*
 Fragrant Star*
 Lederhosen*
 Fragrant Blue*
 Fragrant Star*
 Moonlight Sonata*



MTTOM



MAIDENHAIR SPLEENWORT



SMASH HIT



CREAM TOPPING



Ep. YELLOW EMPEROR




STAINED GLASS



LEMONTINI



HIGH SOCIETY



JUHA





Photo courtesy of Carol England

HUDSON BAY



LAKESIDE CHA CHA



EP. WHITE CLOUD




DIAMOND LAKE



BEN VERNOOIJ



XANADU



GENTLE GIANT



LIBERTY



Ep. TAMA NO GENPEI



TOUCH OF CLASS



FRAGRANT BLUE



FORBIDDEN FRUIT



BLUE MOUSE EARS



AMBER QUEEN



MOONSTRUCK



MY MARIA



MAGIC ISLAND



CAPTAIN KIRK



TEARS OF JOY



BEYOND GLORY



FLEMISH GOLD